



DIWALI FESTIVAL NOISE REPORT-2025



Prepared by
Rajasthan State Pollution Control Board

Foreword



Deepawali, a *Festival of Lights*, is celebrated with great enthusiasm and fervour across India. The exuberance of the festival and celebration of light with illumination symbolizes joy, prosperity and the triumph of light over darkness. However, the excessive use of firecrackers during the festival contributes significantly to noise pollution. Hence, it becomes essential to conduct noise level monitoring

during this period to assess the extent of noise pollution.

Noise Level Monitoring was carried out on 13.10.2025 (Pre-Deepawali Day) and 20.10.2025 (Deepawali Day) at 56 locations across 24 cities of Rajasthan, namely Ajmer, Alwar, Balotra, Banswara, Bharatpur, Bhilwara, Bhiwadi, Bikaner, Bundi, Chittorgarh, Hanumangarh, Jaipur, Jaisalmer, Jhalawar, Jhunjhunu, Jodhpur, Kota, Nagaur, Pali, Rajsamand, Sawai Madhopur, Sikar, Sirohi and Udaipur.

This report presents the compiled data of noise level monitoring conducted in these cities, along with comparative analysis using data from previous years to evaluate long-term trends in noise levels during the Deepawali festival.

I hereby extend my sincere appreciation to all officials involved in monitoring and compiling noise-pollution data in strict adherence to the protocols established by the Central Pollution Control Board (CPCB). Their dedication and consistent support have been instrumental in the timely and successful completion of this report.

(Dr. Ravi Kumar Surpur, IAS)
Chairperson

Foreword



Rajasthan State Pollution Control Board is entrusted with duties to enforce provisions of Water (Prevention & Control of Pollution) Act, 1974, Air (Prevention & Control of Pollution) Act, 1981, Noise Pollution (Regulation & Control) Rules, 2000, Authorization under the Hazardous Waste (Management, Handling and Trans-boundary Movement) Rules, 2016, Authorization under Bio-Medical Waste (Management and Handling) Rules, 2016 and Plastic Waste Management Rules, 2016. Measurement of noise is a very important step to prepare scientific action plan for control of noise pollution.

I am pleased to present the Rajasthan State Pollution Control Board's Deepawali Festival Noise Report – 2025, depicting the status of noise levels in Rajasthan during Pre-Deepawali (13.10.2025) and Deepawali (20.10.2025). Noise level monitoring was conducted at 56 locations across 24 cities, namely Ajmer, Alwar, Balotra, Banswara, Bharatpur, Bhilwara, Bhiwadi, Bikaner, Bundi, Chittorgarh, Hanumangarh, Jaipur, Jaisalmer, Jhalawar, Jhunjhunu, Jodhpur, Kota, Nagaur, Pali, Rajsamand, Sawai Madhopur, Sikar, Sirohi and Udaipur.

This report acknowledges and appreciates the sincere efforts of all Board officials involved in the monitoring and compilation of noise level data across the state, in accordance with the Noise Pollution (Regulation & Control) Rules, 2000. It would not have been possible to compile this report without their sincere support and efforts.

(Sharda Pratap Singh, *IFS*)
Member Secretary



Rajasthan State Pollution Control Board
Deepawali Festival Noise Monitoring Report - 2025



Index

S.No.	Title	Page No.
1.	Introduction	6-7
2.	Observations ➤ Ajmer ➤ Alwar ➤ Balotra ➤ Banswara ➤ Bharatpur ➤ Bhilwara ➤ Bhiwadi ➤ Bikaner ➤ Bundi ➤ Chittorgarh ➤ Hanumangarh ➤ Jaipur ➤ Jaisalmer ➤ Jhalawar ➤ Jhunjhunu ➤ Jodhpur ➤ Kota ➤ Nagaur ➤ Pali ➤ Rajsamand ➤ Sawai madhopur ➤ Sikar ➤ Sirohi ➤ Udaipur	8-9 10-11 12-13 14 15-16 17-18 19-20 21-22 23 24-25 26 27-29 30 31 32 33-34 35-36 37 38-39 40 41 42-43 44 45-46
3.	Conclusion	47
4.	Recommendation's	48
5.	Noise level in Leq dB(A) at Commercial Zones of Rajasthan on Pre Deepawali-Day during day time and night time	49
6.	Noise level in Leq dB(A) at Commercial Zones of Rajasthan on Deepawali Day during day time and night time	49
7.	Noise level in Leq dB(A) at Residential Zones of Rajasthan on Pre Deepawali-Day during day time and night time	50
8.	Noise level in Leq dB(A) at Residential Zones of Rajasthan on Pre Deepawali-Day during day time and night time	50
9.	Noise level in Leq dB(A) at Silence Zones of Rajasthan on Pre Deepawali-Day during day time and night time	51
10.	Noise level in Leq dB(A) at Silence Zones of Rajasthan on Pre Deepawali-Day during day time and night time	51
11.	Five Year (2021-2025) Comparative of Noise level in Leq dB(A)	52-58
12.	Contributions	59-60



Rajasthan State Pollution Control Board
Deepawali Festival Noise Monitoring Report - 2025



REPORT ON
NOISE LEVEL MONITORING
ON THE OCCASION OF
DEEPAWALI FESTIVAL, 2025



Rajasthan State Pollution Control Board

Deepawali Festival Noise Monitoring Report - 2025



Introduction: -

Noise pollution refers to the excessive or increased levels of ambient noise that adversely affects the health and well-being of humans and animals. It is primarily caused by human activities such as industrial operations, transportation systems, construction work, and the use of loud machinery and equipment. Such sounds, often termed *anthropogenic noise*, disrupt the natural balance of the environment and contribute to various physiological and psychological problems, including stress, hearing loss, and sleep disturbances.

Although certain types of noise such as music, public announcements, and alarms serve specific and sometimes necessary purposes, most noise generated by human activity is unintentional and undesirable. Common sources include vehicular traffic, generators, loudspeakers, and fireworks, as well as industrial and construction activities.

In India, as per the Noise Pollution (Regulation and Control) Rules 2000, the authority responsible for the enforcement of Noise Pollution control measures and the due compliance of the ambient air quality standard in respect of noise is District Magistrate, Police Commissioner or any other officer not below the rank of the Deputy Superintendent of Police.

The respective State Pollution Control Boards or Pollution Control Committees in consultation with Central Pollution Control Board (CPCB) shall collect, compile and publish technical and statistical data relating to noise pollution and measures devised for its prevention, control and abatement.

To evaluate the effect of firecracker bursting and other prevalent noise including activities during the Deepawali festival, the Rajasthan State Pollution Control Board conducted Noise Level Monitoring at various locations across the state. To ensure consistency in monitoring procedures, the entire Noise Level Monitoring process adhered to the protocols outline by the Central Pollution Control Board (CPCB). Noise Level Monitoring was conducted on **Pre-Deepawali Day (13.10.2025) & On Deepawali Day (20.10.2025)** at **56** distinct locations within twenty-four cities of Rajasthan namely-Ajmer, Alwar, Balotra, Banswara, Bharatpur, Bhilwara, Bhiwadi, Bikaner, Bundi, Chittorgarh, Hanumangarh, Jaipur, Jaisalmer, Jhalawar, Jhunjhunu, Jodhpur, Kota, Nagaur, Pali, Rajsamand, Sawai Madhopur, Sikar, Sirohi & Udaipur. The monitoring was conducted during day time (**18:00 hrs to 22:00 hrs**) and night time (**22:00 hrs to 24:00 hrs**) continuously at each location with sampling frequency of one second. Residential, Industrial, Commercial and Silence zones were selected in accordance with the Noise Standards prescribed under the provisions of Noise Pollution (Regulation & Control) Rules, 2000. The monitoring network comprised a total of 56 noise monitoring locations spread across the aforementioned twenty-four cities in Rajasthan.



Rajasthan State Pollution Control Board **Deepawali Festival Noise Monitoring Report - 2025**



Image-1: Noise Monitoring Network in Rajasthan

Observations & Interpretation: -

It has been observed that at all places, major activities/noise generation sources during monitoring on Deepawali festival were firecracker bursting, community activities and traffic/vehicular movement. City-wise detail is given as:



Rajasthan State Pollution Control Board **Deepawali Festival Noise Monitoring Report - 2025**



Ajmer

In Ajmer city, Noise level monitoring was carried out at three locations namely-Kutchery Road, (Commercial), Anand puri Dholabhata, (Residential Zone) and Satellite Hospital Adarsh Nagar, (Silence Zone).

S. N o.	Name of the Station	GPS coordinates of the location	Day/ Night	Pre-Deepawali Day		On Deepawali	
				(All values are in Leq dB(A))			
				2024	2025	2024	2025
1.	Kutchery Road (C)	26°27'47"N 74°38'18"E	Day Time	65.2	77.7	69.8	78.5
			Night Time	60.7	76.1	73.2	84.0
2.	Satellite Hospital Adarsh Nagar (S)	26°41'86.48"N 74°65'51.12"E	Day Time	61.1	63.4	74.9	77.4
			Night Time	62.6	60.0	77.1	77.7
3.	Anand puri Dholabhata (R)	26°43'87.86"N 74°65'70.87"E	Day Time	77.5	70.5	80.8	88.6
			Night Time	53.3	70.4	88.8	85.4
Area Designation: (C) – Commercial, (R) – Residential, (S) – Silence							
Prescribed Standards in Leq dB: (C) – 65 (Day time) 55 (Night time); (R) - 55 (Day time) 45 (Night time) and (S) - 50 (Day time) 40 (Night time)							
Day Time – 18.00 hrs to 22.00 hrs and Night time – 22.00 hrs to 24.00 hours							

On Deepawali Day, in comparison to 2024, the noise level in Leq dB (A) during day and night time in 2025 has increased at all monitoring locations except at Anand puri Dholabhata, (Residential) during Night time.

On Deepawali Day-2025, in comparison to 2024, the highest percentage reduction in noise level i.e. 4% has been observed at Anand puri Dholabhata (Residential) during night time and highest percentage increment in noise level i.e. 15% has been observed at Kutchery Road (Commercial) during night time.

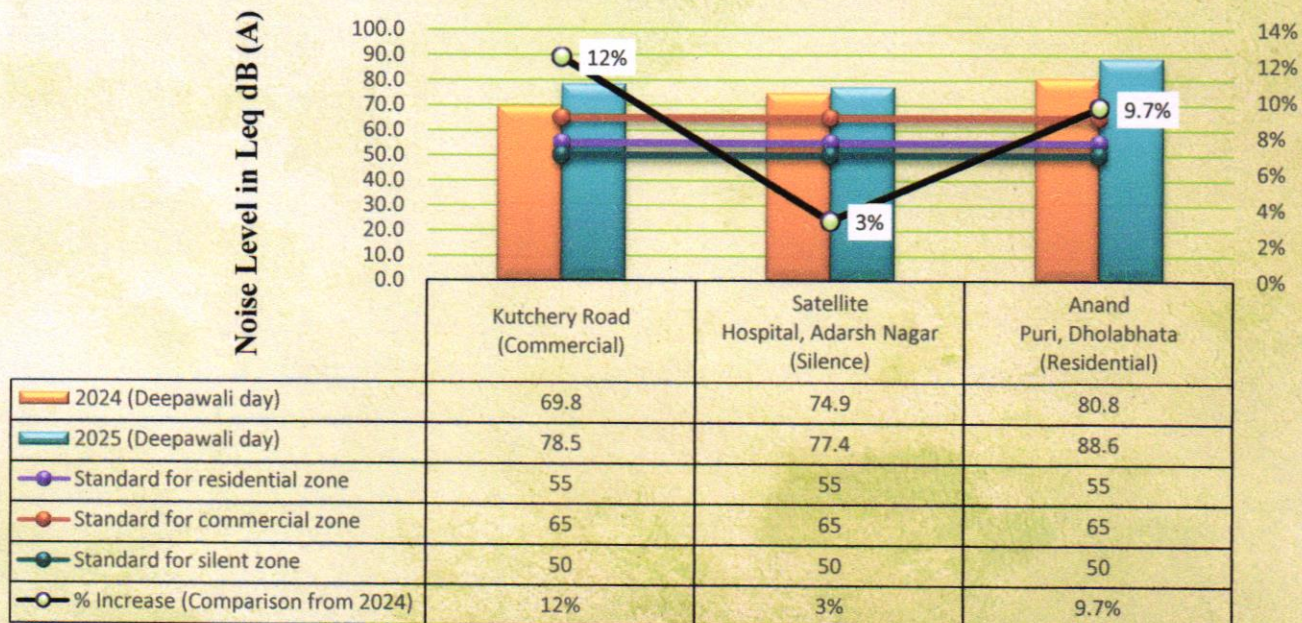


Rajasthan State Pollution Control Board

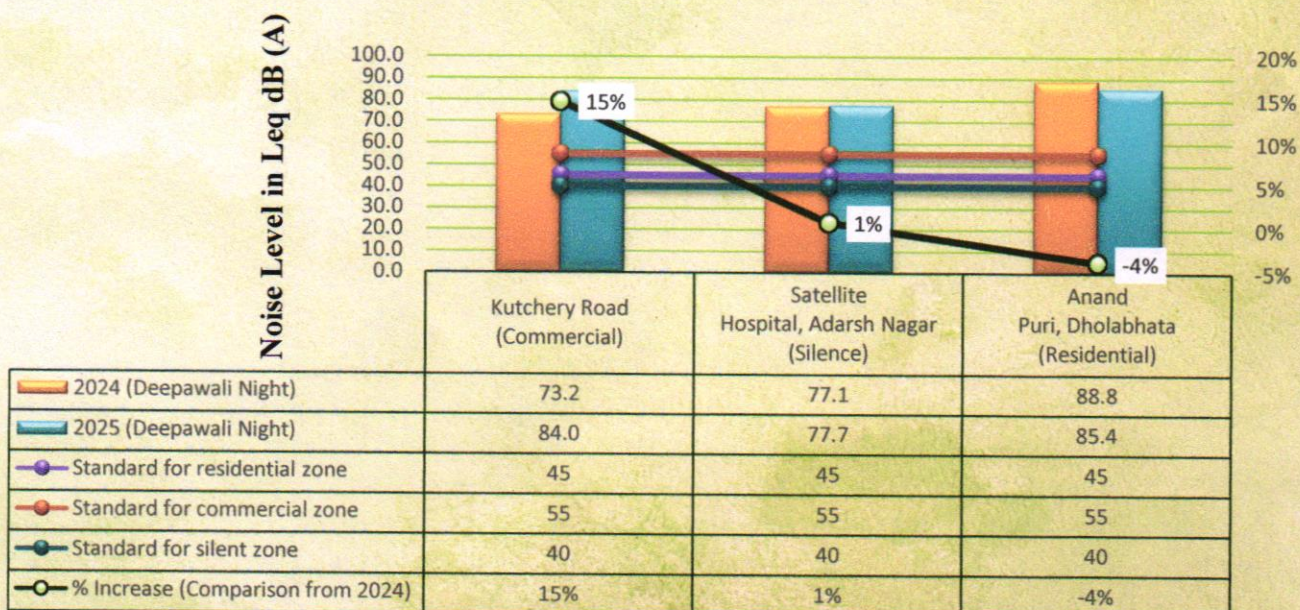
Deepawali Festival Noise Monitoring Report - 2025



Noise Level in Leq dB(A) in Ajmer on Deepawali day during day time



Noise Level in Leq dB(A) in Ajmer on Deepawali day during night time





Rajasthan State Pollution Control Board **Deepawali Festival Noise Monitoring Report - 2025**



Alwar

In Alwar city, Noise level monitoring was carried out at three locations namely- Kala Kuan (Residential), General Hospital (Silence) and Hope Circus (Commercial).

S. N o.	Name of the Station	GPS coordinates of the location	Day/ Night	Pre-Deepawali Day		On Deepawali	
				(All values are in Leq dB(A))			
				2024	2025	2024	2025
1.	Kala Kuan (R)	27°32'39.7"N 76°35'57.5"E	Day Time	61.5	57.2	80.8	76.7
			Night Time	56.0	52.8	81.2	78.8
2.	Hope Circus (C)	27°33'59.5"N 76°36'18.0"E	Day Time	62.4	72.4	74.9	84.8
			Night Time	54.4	66.7	79.3	83.9
3.	General Hospital (S)	27°33'44.2"N 76°36'36.9"E	Day Time	57.8	62.3	77.1	77.3
			Night Time	53.9	62.8	77.5	79.0
Area Designation: (C) – Commercial, (R) – Residential, (S) – Silence							
Prescribed Standards in Leq dB: (C) – 65 (Day time) 55 (Night time); (R) - 55 (Day time) 45 (Night time) and (S) - 50 (Day time) 40 (Night time)							
Day Time – 06.00 hrs to 22.00 hrs and Night time – 22.00 hrs to 24.00 hours							

On Deepawali Day, in comparison to 2024, the noise level in Leq dB (A) in 2025 has increased at all locations during day time and night time except at Kala Kuan (Residential) during day time and night time.

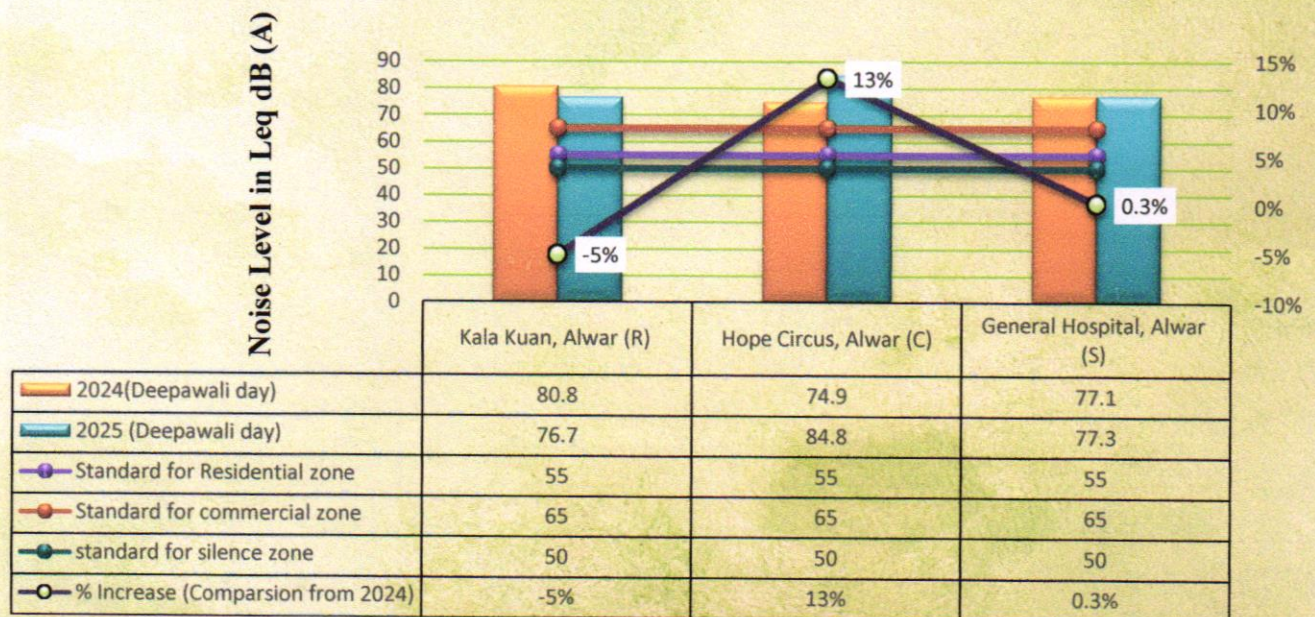
On Deepawali Day-2025, in comparison to 2024, the highest percentage reduction in noise level i.e. 5% has been observed at Kala Kuan (Residential) during day time, while highest percentage increment in noise level i.e. 13% has been observed at Hope Circus (Commercial) during day time.



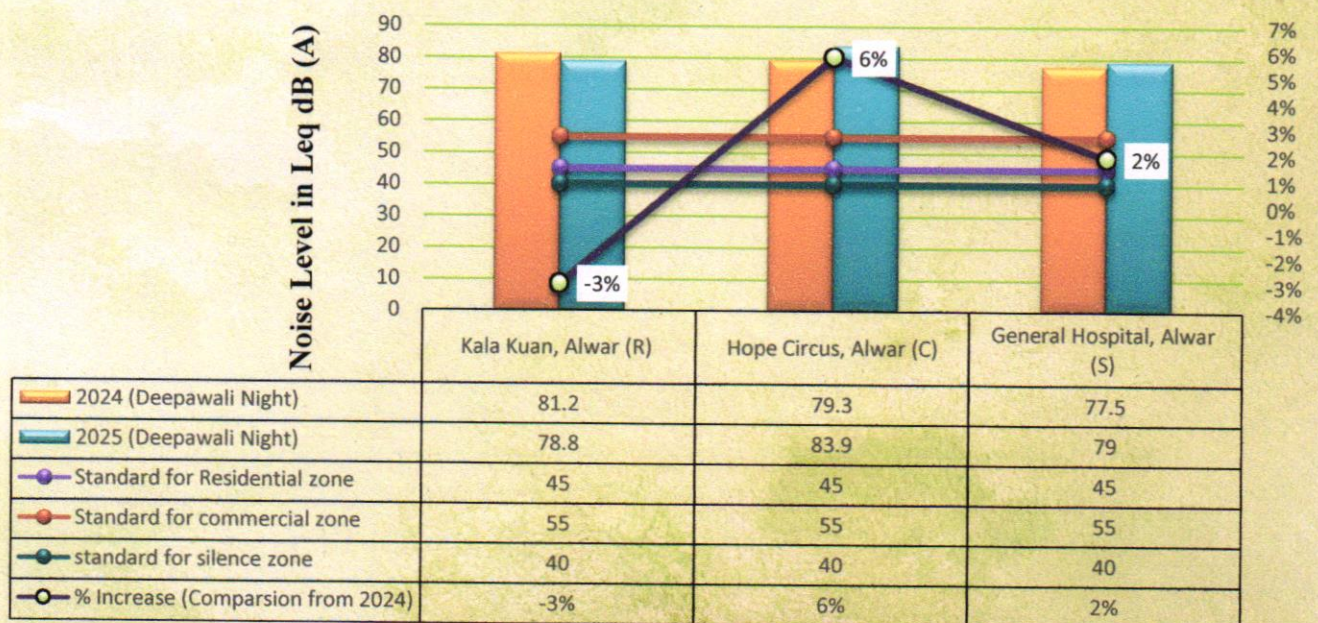
Rajasthan State Pollution Control Board
Deepawali Festival Noise Monitoring Report - 2025



Noise Level in Leq dB(A) in Alwar on Deepawali day during day time



Noise Level in Leq dB(A) in Alwar on Deepawali day during night time





Rajasthan State Pollution Control Board **Deepawali Festival Noise Monitoring Report - 2025**



Balotra

In Balotra city, Noise level monitoring was carried out at three locations namely- RO Office, Balotra (Residential), Jeetmal Harish Kumar Upper Primary School no. 2 (Silence) and Bell Tower near 1st Railway Crossing (Commercial).

S. No	Name of the Station	GPS coordinates of the location	Day/ Night	Pre-Deepawali Day		On Deepawali	
				(All values are in Leq dB(A))			
				2024	2025	2024	2025
1.	Bell Tower, Near 1st Railway Crossing (C)	25°49'46.73"N 72°14'46.08"E	Day Time	77.4	66.9	80.0	80.1
			Night Time	72.5	57.0	82.0	83.1
2.	Jeetmal Harish Kumar Upper Primary School no. 2 (S)	25°38'36.92"N 72°23'56.36"E	Day Time	50.1	57.0	83.1	76.6
			Night Time	45.0	56.8	79.7	81.6
3.	RO Office, Balotra (R)	25°81'28.99"N 72°23'63.02"E	Day Time	54.6	55.0	59.3	66.4
			Night Time	51.5	53.3	62.3	65.6
Area Designation: (C) – Commercial, (R) – Residential, (S) – Silence							
Prescribed Standards in Leq dB: (C) – 65 (Day time) 55 (Night time); (R) - 55 (Day time) 45 (Night time) and (S) - 50 (Day time) 40 (Night time)							
Day Time – 18:00 hrs to 22:00 hrs and Night Time – 22:00 hrs to 24:00 hrs							

On Deepawali Day 2025, in comparison to 2024, the noise level in Leq dB (A) has increased at all locations except at Jeetmal Harish Kumar Upper Primary School no. 2 (Silence) during day time.


On Deepawali Day-2025 , in comparison to 2024, the highest percentage reduction in noise level i.e. 8% has been observed at Jeetmal Harish Kumar Upper Primary School No. 2 (Silence) during day time while highest percentage increment in noise level i.e. 12% has been observed at RO Office, (Residential) during day time.




Rajasthan State Pollution Control Board
Deepawali Festival Noise Monitoring Report - 2025



Noise Level in Leq dB(A) in Balotra on Deepawali day during day time



Noise Level in Leq dB(A) in Balotra on Deepawali during night time





Rajasthan State Pollution Control Board

Deepawali Festival Noise Monitoring Report - 2025



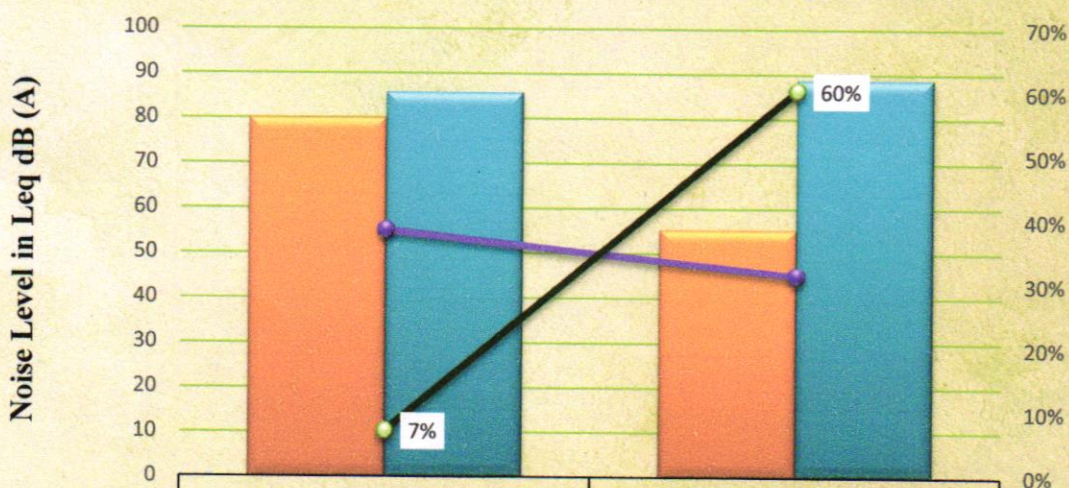
Banswara

In Banswara, Noise level monitoring was carried out at one location, namely-Housing Board Colony near Rara Avis Hotel, Pratap Circle (Residential).

S. N o.	Name of the Station	GPS coordinates of the location	Day/ Night	Pre-Deepawali Day		On Deepawali	
				(All values are in Leq dB(A))			
				2024	2025	2024	2025
1.	Housing Board Colony, Nr. Rara Avis Hotel, Pratap Circle (R)	23°55'84.78" N 74°42'92.15"E	Day Time	65.6	58.0	80.0	85.7
			Night Time	54.2	50.4	55.3	88.7
Area Designation: (R) – Residential							
Prescribed Standards in Leq dB: (R) - 55 (Day time) 45 (Night time)							
Day Time – 18:00 hrs to 22:00 hrs and Night Time – 22:00 hrs to 24:00 hrs							

On Deepawali Day-2025, in comparison to 2024, the percentage of noise level in Leq dB (A) in 2025 has been increased by 7% and 60% during day time and night time respectively.

Noise Level in Leq dB(A) in Banswara on Deepawali



	Day time	Night time
2024 (Deepawali day)	80	55.3
2025 (Deepawali day)	85.7	88.7
Standard for Residential zone	55	45
% Increase (Comparsion from 2024)	7%	60%



Rajasthan State Pollution Control Board **Deepawali Festival Noise Monitoring Report - 2025**



Bharatpur

In Bharatpur city, Noise level monitoring was carried out at two locations namely- Regional Office, RSPCB, (Residential) and RBM Hospital, (Silence).

S.No .	Name of the Station	GPS coordinates of the location	Day/ Night	Pre-Deepawali Day		On Deepawali	
				(All values are in Leq dB(A))			
				2024	2025	2024	2025
1.	RBM Hospital (S)	27°22'17.4"N 77°50'77.0"E	Day Time	66.3	61.7	78.2	73.5
			Night Time	63.2	58.2	66.6	67.7
2.	Khadi Gramoday Samiti, Heeradas (C)	-	Day Time	-	-	-	-
			Night Time	-	-	-	-
3.	Regional Office, RSPCB, Bharatpur (R)	27°22'98.1"N 77°47'86.5"E	Day Time	56.2	52.4	70.0	72.0
			Night Time	53.0	47.0	66.3	67.2
- Data not available due to instrument failure.							
Area Designation: (C) – Commercial, (R) – Residential, (S) – Silence							
Prescribed Standards in Leq dB: (C) – 65 (Day time) 55 (Night time); (R) - 55 (Day time) 45 (Night time) and (S) - 50 (Day time) 40 (Night time)							
Day Time – 18:00 hrs to 22:00 hrs and Night Time – 22:00 hrs to 24:00 hrs							

On Deepawali day 2025, in comparison to 2024, the noise level in Leq dB(A) has been increased at all locations except RBM Hospital (Silence) during day time.

On Deepawali day-2025, in comparison to 2024, the highest percentage reduction in noise level i.e. 6% has been observed at RBM Hospital (Silence) during day time and highest percentage increment in noise level i.e. 3% has been observed at Regional Office, RSPCB (Residential) during day time.

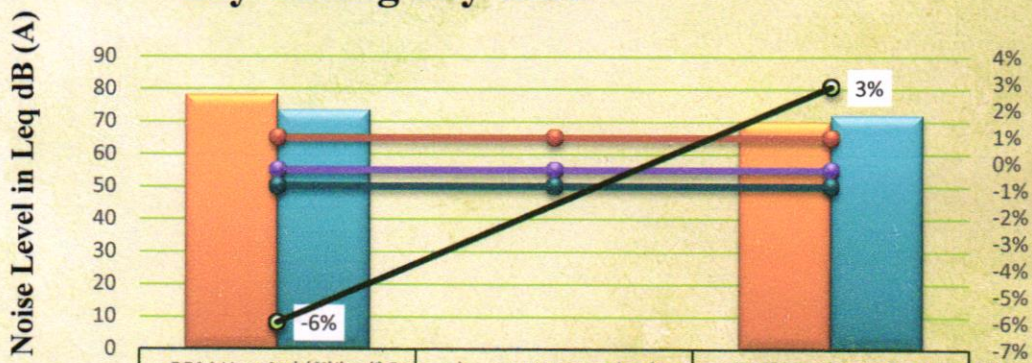


Rajasthan State Pollution Control Board

Deepawali Festival Noise Monitoring Report - 2025

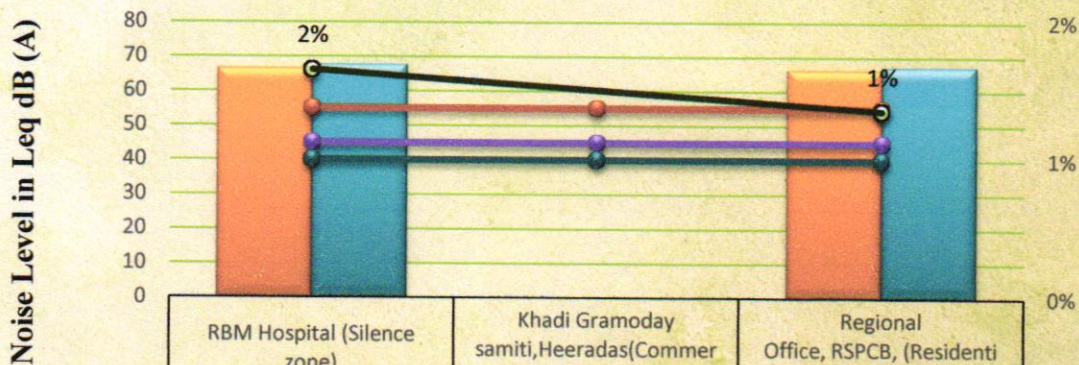


Noise Level in Leq dB(A) in Bharatpur on Deepawali day during day time



2024 (Deepawali day)	78.2		70
2025 (Deepawali day)	73.5		72
Standard for Residential zone	55	55	55
Standard for commercial zone	65	65	65
standard for silence zone	50	50	50
% Increase (Comparsion from 2024)	-6%		3%

Noise Level in Leq dB(A) in Bharatpur on Deepawali day during night time



2024 (Deepawali Night)	66.6		66.3
2025 (Deepawali Night)	67.7		67.2
Standard for Residential zone	45	45	45
Standard for commercial zone	55	55	55
standard for silent zone	40	40	40
% Increase (Comparsion from 2024)	2%		1%



Rajasthan State Pollution Control Board **Deepawali Festival Noise Monitoring Report - 2025**



Bhilwara

In Bhilwara city, Noise level monitoring was carried out at three locations, namely- Near C-209, Azad Nagar, (Residential), Near Kumbha Circle, Azad Nagar, (Commercial) and Porwal Hospital, Love Garden Road, R C Vyas Colony, (Silence).

S. N o.	Name of the Station	GPS Coordinates of the location	Day/ Night	Pre-Deepawali Day		On Deepawali	
				(All values are in Leq dB(A))			
				2024	2025	2024	2025
1.	Porwal Hospital, Love Garden Road, R C Vyas Colony (S)	25°36'40.2" N 74°64'69.4" E	Day Time	62.4	63.7	68.5	69.6
			Night Time	59.9	62.7	74.2	78.7
2.	Near C-209, Azad Nagar (R)	25°33'67.0" N 74°61'81.6" E	Day Time	57.4	57.0	77.7	79.5
			Night Time	51.2	48.9	78.9	79.4
3.	Near Kumbha Circle, Azad Nagar (C)	25°33'63.9" N 74°62'33.7" E	Day Time	72.1	73.0	85.9	84.7
			Night Time	66.6	65.6	85.8	86.7
Area Designation: (C) – Commercial, (R) – Residential, (S) – Silence							
Prescribed Standards in Leq dB: (C) – 65 (Day time) 55 (Night time); (R) - 55 (Day time) 45 (Night time) and (S) - 50 (Day time) 40 (Night time)							
Day Time – 18:00 hrs to 22:00 hrs and Night Time – 22:00 hrs to 24:00 hrs							

On Deepawali Day 2025, in comparison to 2024, the noise level in Leq dB (A) has increased at all monitoring locations during day and night time except at near Kumbha Circle, Azad Nagar, (Commercial) during day time.

On Deepawali Day-2025, in comparison to 2024, the highest percentage reduction in noise level i.e. 1% has been observed at Near Kumbha Circle, Azad Nagar (Commercial) during day time while the highest percentage increment in noise level i.e. 6% has been observed at Porwal Hospital, Love Garden Road, R C Vyas Colony, (Silence) during night time.



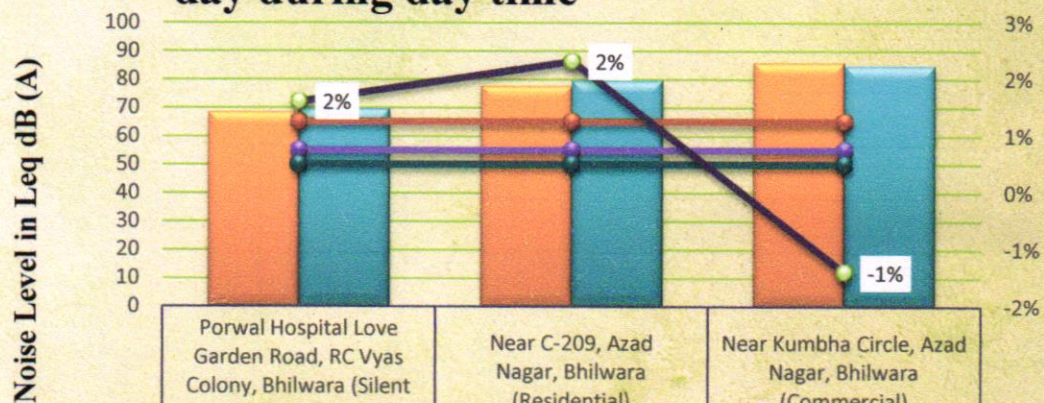
Rajasthan State Pollution Control Board

Deepawali Festival Noise Monitoring Report - 2025



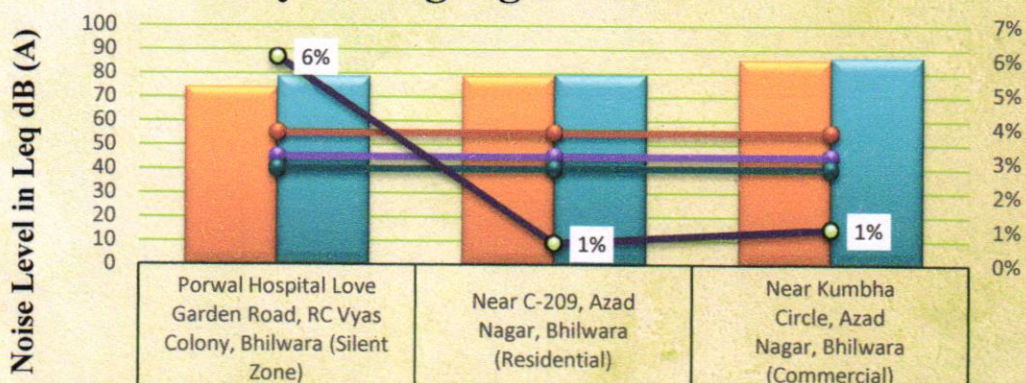
International Year
of Cooperatives

Noise Level in Leq dB(A) in Bhilwara on Deepawali day during day time



2024 (Deepawali day)	68.5	77.7	85.9
2025 (Deepawali day)	69.6	79.5	84.7
Standard for residential zone	55	55	55
Standard for commercial zone	65	65	65
Standard for silent zone	50	50	50
% Increase (Comparison from 2024)	2%	2%	-1%

Noise Level in Leq dB(A) in Bhilwara on Deepawali day during night time



2024 (Deepawali Night)	74.2	78.9	85.8
2025 (Deepawali Night)	78.7	79.4	86.7
Standard for residential zone	45	45	45
Standard for commercial zone	55	55	55
Standard for silent zone	40	40	40
% Increase (Comparison from 2024)	6%	1%	1%



Rajasthan State Pollution Control Board

Deepawali Festival Noise Monitoring Report - 2025



Bhiwadi

In Bhiwadi city, Noise level monitoring was carried out at three locations namely-Ashiana Garden Society (Residential), Star Hospital (Silence) and Central Market (Commercial).

S. N o.	Name of the Station	GPS coordinates of the location	Day/ Night	Pre-Deepawali Day		On Deepawali	
				(All values are in Leq dB(A))			
				2024	2025	2024	2025
1.	Ashiana Garden Society (R)	28°11'24.6"N 76°49'04.7"E	Day Time	60.3	67.9	82.7	78.5
			Night Time	54.5	53.9	81.0	82.9
2.	Central Market (C)	28°12'39.6"N 76°50'10.7"E	Day Time	71.8	71.9	85.9	82.8
			Night Time	71.0	74.0	72.2	78.0
3.	Star Hospital (S)	28°12'25.9"N 76°49'45.8"E	Day Time	61.8	62.6	79.4	71.2
			Night Time	58.7	61.4	72.1	78.6
Area Designation: (C) – Commercial, (R) – Residential, (S) – Silence							
Prescribed Standards in Leq dB: (C) – 65 (Day time) 55 (Night time); (R) - 55 (Day time) 45 (Night time) and (S) - 50 (Day time) 40 (Night time)							
Day Time – 18:00 hrs to 22:00 hrs and Night Time – 22:00 hrs to 24:00 hrs							

On Deepawali Day 2025, in comparison to 2024, the noise level in Leq dB (A) has decreased at all monitoring locations during day time and increased at all monitoring locations during night time.

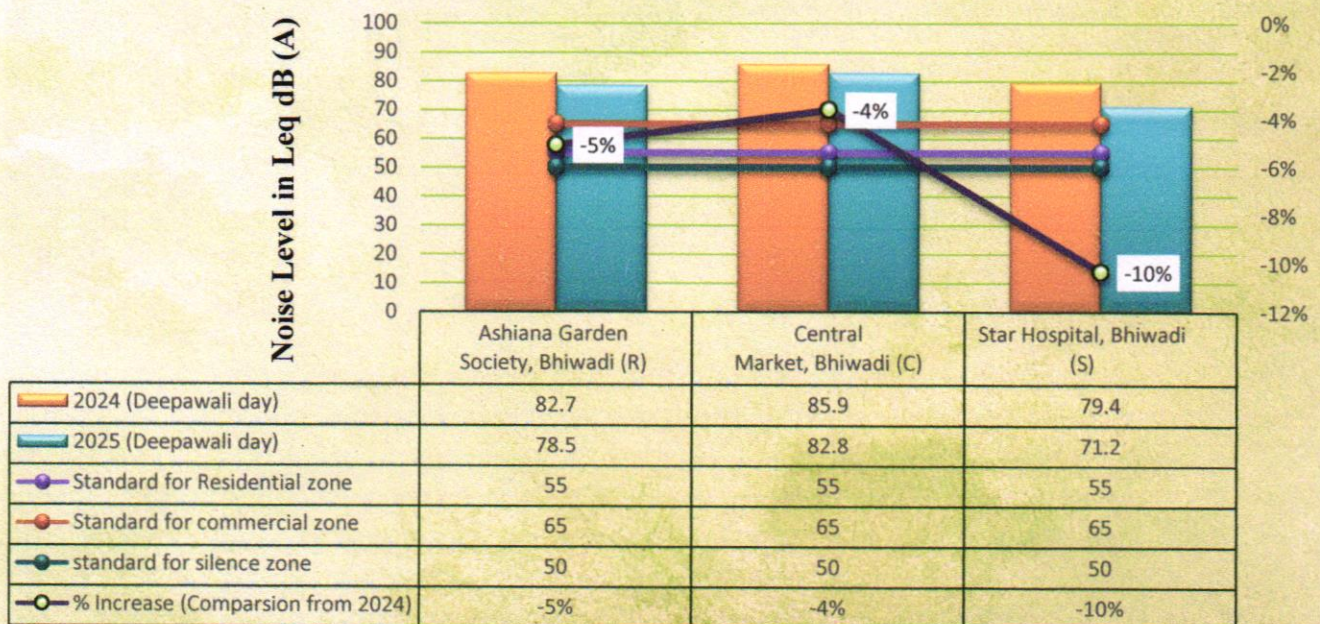
On Deepawali Day-2025, in comparison to 2024, the highest percentage reduction in noise level i.e. 10 % has been observed at Star Hospital (Silence) during day time and while highest percentage increment in noise level i.e. 9% has been observed at Star Hospital (Silence) during night time.



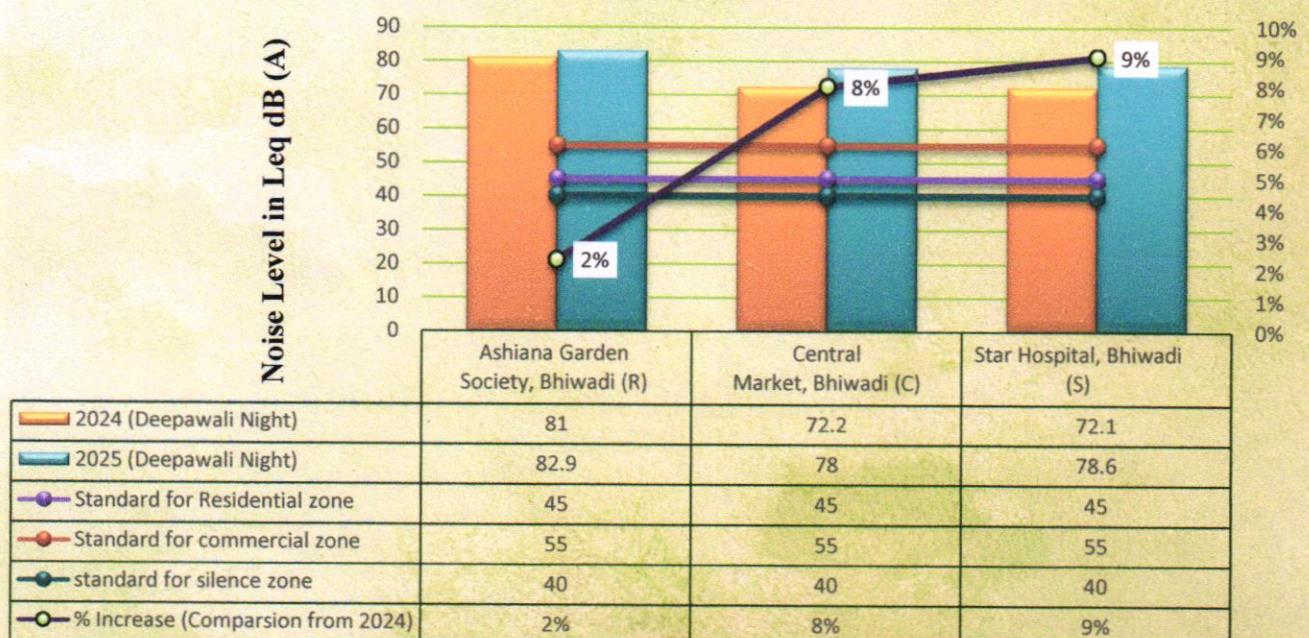
Rajasthan State Pollution Control Board
Deepawali Festival Noise Monitoring Report - 2025



Noise Level in Leq dB(A) in Bhiwadi on Deepawali day during day time



Noise Level in Leq dB(A) in Bhiwadi on Deepawali day during night time





Rajasthan State Pollution Control Board **Deepawali Festival Noise Monitoring Report - 2025**



Bikaner

In Bikaner city, Noise level monitoring was carried out at three locations namely- Kanta Kathuria Colony (Residential Zone), PBM Hospital (Silence Zone) and Junagarh(Commercial).

S. No .	Name of the Station	GPS co-ordinates of the location	Day/ Night	Pre-Deepawali Day		On Deepawali	
				(All values are in Leq dB(A))			
				2024	2025	2024	2025
1.	Kanta Khaturia Colony (R)	28°01'11.8"N 73°19'07.9"E	Day Time	67.2	59.8	77.9	71.5
			Night Time	59.5	51.6	83.7	83.8
2.	PBM Hospital (S)	28°00'29.8"N 73°19'49.1"E	Day Time	68.3	61.1	70.2	66.4
			Night Time	66.9	60.6	72.1	72.7
3.	Junagarh(C)	28°00'20.6"N 73°20'56.3"E	Day Time	72.6	71.2	76.5	79.7
			Night Time	69.8	67.9	77.4	82.2
Area Designation: (C) – Commercial, (R) – Residential, (S) – Silence							
Prescribed Standards in Leq dB: (C) – 65 (Day time) 55 (Night time); (R) - 55 (Day time) 45 (Night time) and (S) - 50 (Day time) 40 (Night time)							
Day Time – 18:00 hrs to 22:00 hrs and Night Time – 22:00 hrs to 24:00 hrs							

On Deepawali Day 2025, in comparison to 2024, the noise level in Leq dB(A) has been increased at all monitored locations during day and night time except Kanta Khaturia Colony (Residential) during day time and PBM Hospital (Silence) during day time.

On Deepawali Day-2025, in comparison to 2024, the highest percentage increment in noise level i.e. 6% has been observed at Junagarh (Commercial) at night time. and the highest percentage reduction in noise level i.e. 8 % has been observed at Kanta Khaturia Colony (Residential) during day time.

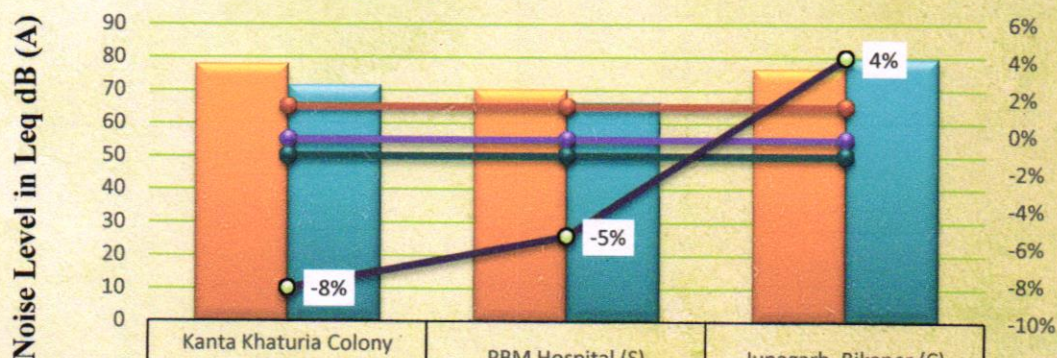


Rajasthan State Pollution Control Board

Deepawali Festival Noise Monitoring Report - 2025

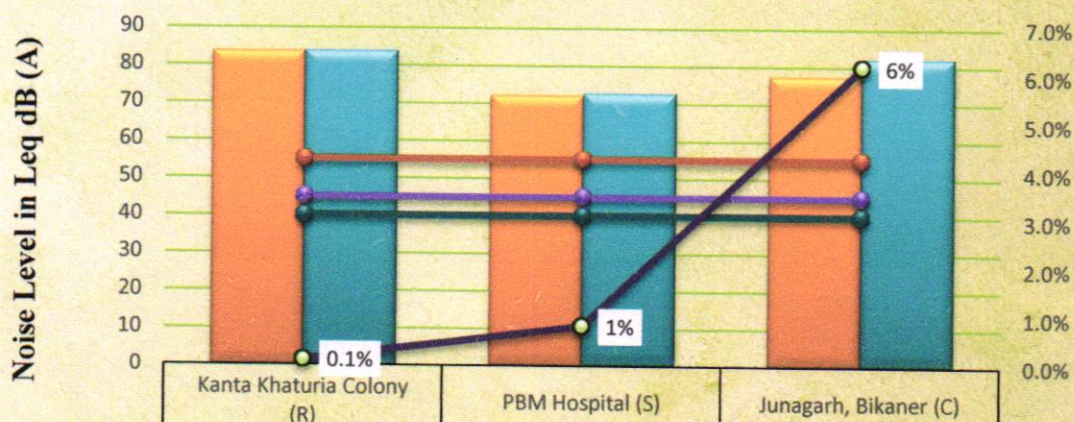


Noise Level in Leq dB(A) in Bikaner on Deepawali day during day time



2024 (Deepawali day)	77.9	70.2	76.5
2025 (Deepawali day)	71.5	66.4	79.7
Standard for Residential zone	55	55	55
Standard for commercial zone	65	65	65
standard for silence zone	50	50	50
% Increase (Comparsion from 2024)	-8%	-5%	4%

Noise Level in Leq dB(A) in Bikaner on Deepawali day during night time



2024 (Deepawali Night)	83.7	72.1	77.4
2025 (Deepawali Night)	83.8	72.7	82.2
Standard for Residential zone	45	45	45
Standard for commercial zone	55	55	55
standard for silence zone	40	40	40
% Increase (Comparsion from 2024)	0.1%	1%	6%



Rajasthan State Pollution Control Board

Deepawali Festival Noise Monitoring Report - 2025



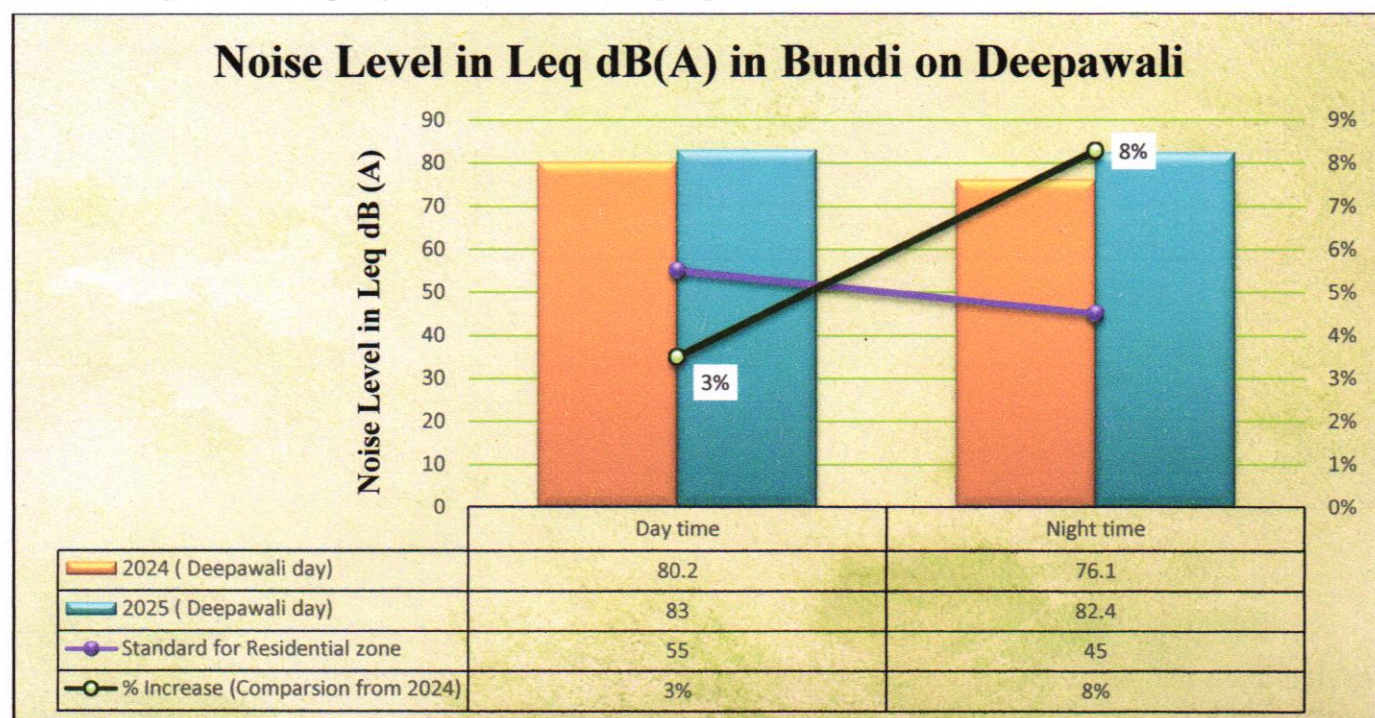
Bundi

In Bundi, Noise level monitoring was carried out at one location, namely-New Colony, Bundi (Residential).

S.N o.	Name of the Station	GPS coordinates of the location	Day/ Night	Pre-Deepawali Day		On Deepawali	
				(All values are in Leq dB(A))			
				2024	2025	2024	2025
1.	New Colony (R)	25°43'43.4"N 75°64'51.5"E	Day Time	61.8	63.1	80.2	83.0
			Night Time	49.1	47.6	76.1	82.4
Area Designation: (R) – Residential							
Prescribed Standards in Leq dB: (R) - 55 (Day time) 45 (Night time)							
Day Time – 18:00 hrs to 22:00 hrs and Night Time – 22:00 hrs to 24:00 hrs							

On Deepawali Day- 2025, in comparison to 2024, the percentage of noise level in Leq dB (A) has been increased by 3 % during day time and 8% during night time.

Noise Level in Leq dB(A) in Bundi on Deepawali





Rajasthan State Pollution Control Board

Deepawali Festival Noise Monitoring Report - 2025



Chittorgarh

In Chittorgarh city, Noise level monitoring was carried out at three locations namely-Public Park, (Commercial), Near Home Guard Office, Kumbha Nagar (Residential) and District Hospital (Silence).

S. No .	Name of the Station	GPS coordinates of the location	Day/ Night	Pre-Deepawali Day		On Deepawali	
				(All values are in Leq dB(A))			
				2024	2025	2024	2025
1.	Public Park (C)	24°88'95.2"N 74°63'59.1"E	Day Time	64.3	68.3	73.1	77.7
			Night Time	60.0	68.4	83.6	84.7
2.	District Hospital (S)	24°87'04.6"N 74°61'83.5"E	Day Time	54.0	52.2	67.8	66.9
			Night Time	66.4	49.4	68.4	68.6
3.	Near Home Guard Office, Kumbha Nagar (R)	24°88'53.0"N 74°61'93.9"E	Day Time	64.5	65.7	84.9	83.9
			Night Time	54.5	56.2	84.8	81.7
Area Designation: (C) – Commercial, (R) – Residential, (S) – Silence							
Prescribed Standards in Leq dB: (C) – 65 (Day time) 55 (Night time); (R) - 55 (Day time) 45 (Night time) and (S) - 50 (Day time) 40 (Night time)							
Day Time – 18:00 hrs to 22:00 hrs and Night Time – 22:00 hrs to 24:00 hrs							

On Deepawali day 2025, in comparison to 2024, the noise level in Leq dB (A) has been decreased at Near Home Guard Office, Kumbha Nagar (Residential) during day and night time and District Hospital (Silence) during day time. The noise level in Leq dB (A) has been increased at Public Park (Commercial) during day and night time and District Hospital (Silence) during night time.

On Deepawali Day- 2025, in comparison to 2024, the highest percentage reduction in noise level i.e. 4% has been observed at Home Guard Office, Khumba Nagar (Residential) during night time while highest percentage increment in noise level i.e. 6% has also been observed at Public Park (Commercial) during day time.

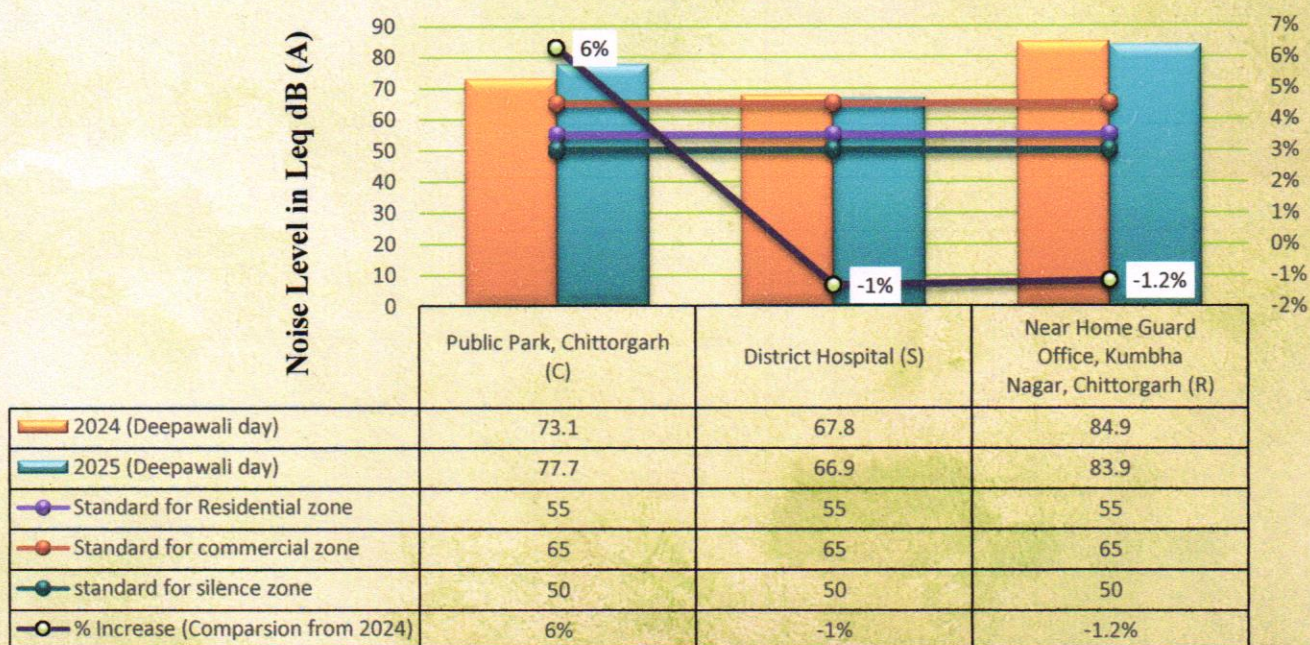


Rajasthan State Pollution Control Board

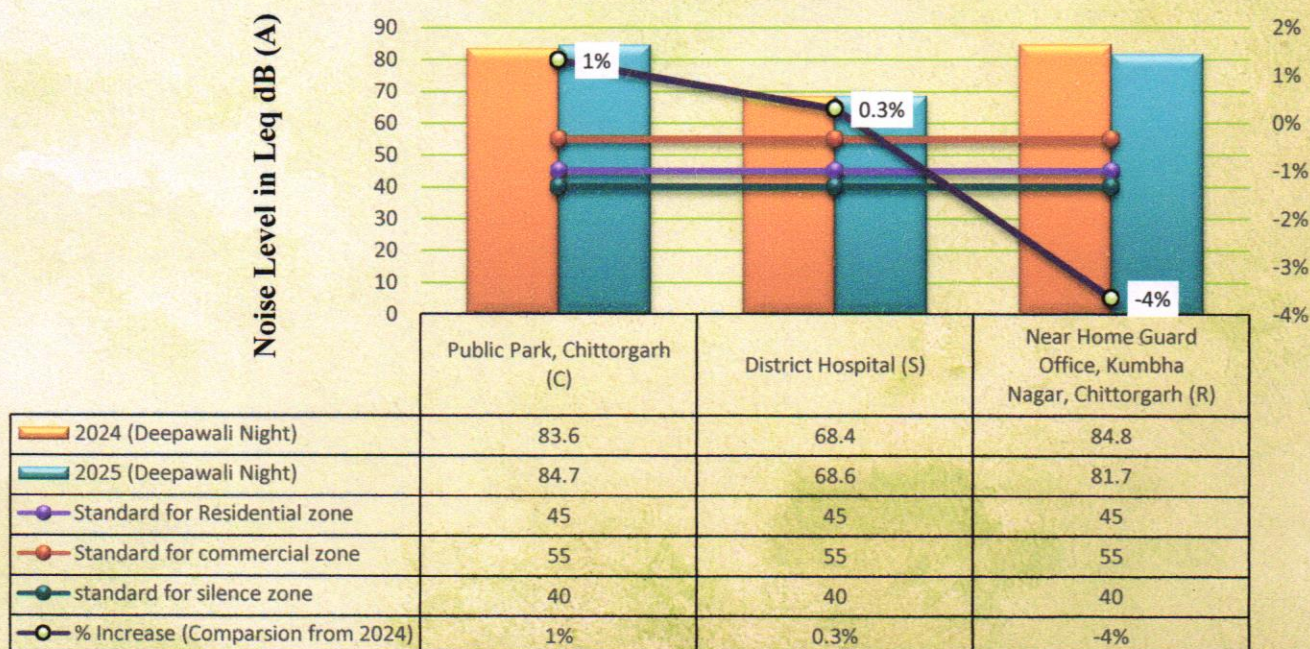
Deepawali Festival Noise Monitoring Report - 2025



Noise Level in Leq dB(A) in Chittorgarh on Deepawali day during day time



Noise Level in Leq dB(A) in Chittorgarh on Deepawali day during night time





Rajasthan State Pollution Control Board

Deepawali Festival Noise Monitoring Report - 2025



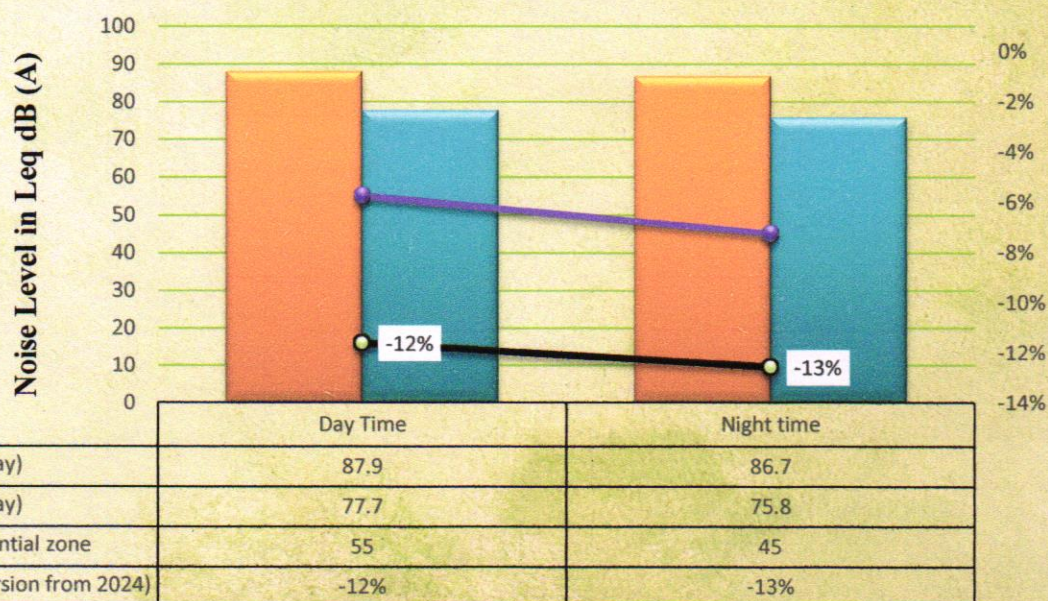
Hanumangarh

In Hanumangarh, Noise level monitoring was carried out at one location namely-Regional Office, RSPCB, Hanumangarh (Residential).

S. No .	Name of the Station	GPS coordinates of the location	Day/ Night	Pre-Deepawali Day		On Deepawali	
				(All values are in Leq dB(A))			
				2024	2025	2024	2025
1.	Regional Office, RSPCB Hanumangarh (R)	29°62'05.0"N 74°29'42.4"E	Day Time	69.7	70.6	87.9	77.7
			Night Time	65.8	56.8	86.7	75.8
Area Designation: (R) – Residential							
Prescribed Standards in Leq dB: (R) - 55 (Day time) 45 (Night time)							
Day Time – 18:00 hrs to 22:00 hrs and Night Time – 22:00 hrs to 24:00 hrs							

On Deepawali Day 2025, in comparison to 2024, the percentage of noise level in Leq dB (A) has been decreased during day time by 12% and during night time by 13%.

Noise Level in Leq dB(A) in Hanumangarh on Deepawali





Rajasthan State Pollution Control Board **Deepawali Festival Noise Monitoring Report - 2025**



Jaipur

In Jaipur city, Noise level monitoring was carried out at eight locations namely - Gandhi Nagar (Residential), Jawahar Nagar (Residential), Raja Park (Commercial), Mansarovar (Commercial), SDM Hospital (Silence) and Civil Lines (Silence), VKIA (Industrial) and RIICO Sitapura (Industrial).

S.No.	Name of the Station	Day/ Night	Pre-Deepawali Day		On Deepawali	
			(All values are in Leq dB(A))			
			2024	2025	2024	2025
1.	Gandhi Nagar (R)	Day Time	60.9	60.1	72.3	71.8
		Night Time	51.1	56.0	83.4	80.2
2.	Jawahar Nagar (R)	Day Time	63.0	64.8	77.6	77.1
		Night Time	57.3	53.3	85.7	84.3
3.	Raja Park (C)	Day Time	58.5	62.3	82.5	79.0
		Night Time	57.6	59.9	74.1	84.3
4.	Mansarovar (C)	Day Time	58.8	71.5	77.4	79.3
		Night Time	69.1	65.6	82.3	86.3
5.	SDM Hospital (S)	Day Time	65.8	67.1	79.4	71.3
		Night Time	58.2	62.6	72.3	71.3
6.	Civil Lines (S)	Day Time	65.6	71.2	75.3	85.8
		Night Time	51.3	78.1	83.6	61.5
7.	VKIA (I)	Day Time	64.4	66.8	70.9	72.5
		Night Time	60.8	64.8	75.4	77.6
8.	Sitapura (I)	Day Time	61.6	55.7	65.2	60.0
		Night Time	54.6	49.9	64.1	60.1
Area Designation:(I) – Industrial, (C) – Commercial, (R) – Residential, (S) – Silence						
Prescribed Standards in Leq dB: (I) – 75 (Day time) 70 (Night time); (C) – 65 (Day time) 55 (Night time); (R) - 55 (Day time) 45 (Night time) and (S) - 50 (Day time) 40 (Night time)						
Day Time – 18:00 hrs to 22:00 hrs and Night Time – 22:00 hrs to 24.00 hrs						



Rajasthan State Pollution Control Board

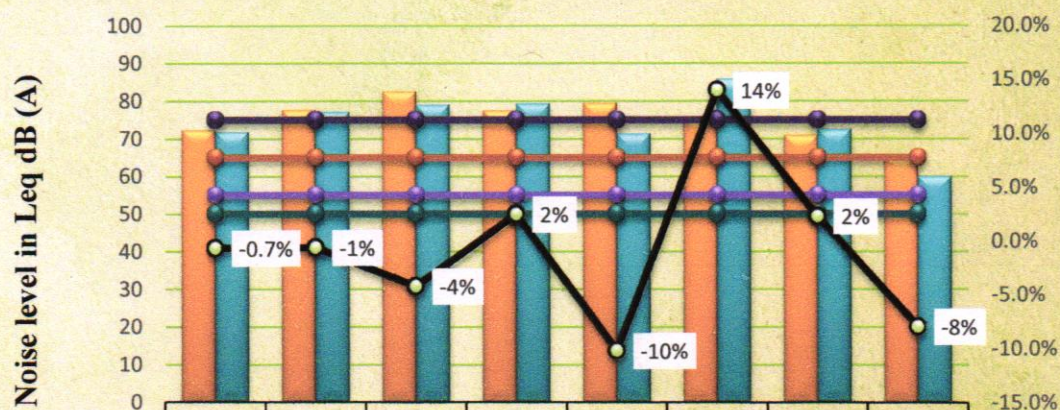
Deepawali Festival Noise Monitoring Report - 2025



On Deepawali Day 2025, in comparison to 2024, it has been observed that the noise level in Leq dB (A) has been decreased at all monitoring locations except Raja Park (Commercial) during night time, Mansarovar (Commercial) during day and night time, Civil lines (Silence) during day time and VKIA (Industrial) during day and night time.

On Deepawali Day-2025, in comparison to 2024, the highest percentage reduction of noise level i.e. 26% has been observed at Civil Lines (Silence) during night time while highest percentage increment of noise level i.e. 14 % has been observed at Civil Lines (Silence) during day time and Rajapark (Commercial) during night time.

Noise Level in Leq dB (A) in Jaipur City on Deepawali day during day time



	Gandhi Nagar (Residential)	Jawahar Nagar (Residential)	Raja Park (Commercial)	Mansarovar (Commercial)	SDM Hospital (Silent)	Civil Lines (Silent)	VKIA (Industrial)	Sitapura (Industrial)
2024 (Deepawali day)	72.3	77.6	82.5	77.4	79.4	75.3	70.9	65.2
2025 (Deepawali day)	71.8	77.1	79	79.3	71.3	85.8	72.5	60
Standard for residential zone	55	55	55	55	55	55	55	55
Standard for commercial zone	65	65	65	65	65	65	65	65
Standard for silent zone	50	50	50	50	50	50	50	50
Standard for Industrial zone	75	75	75	75	75	75	75	75
% Increase (Comparison from 2024)	-0.7%	-1%	-4%	2%	-10%	14%	2%	-8%

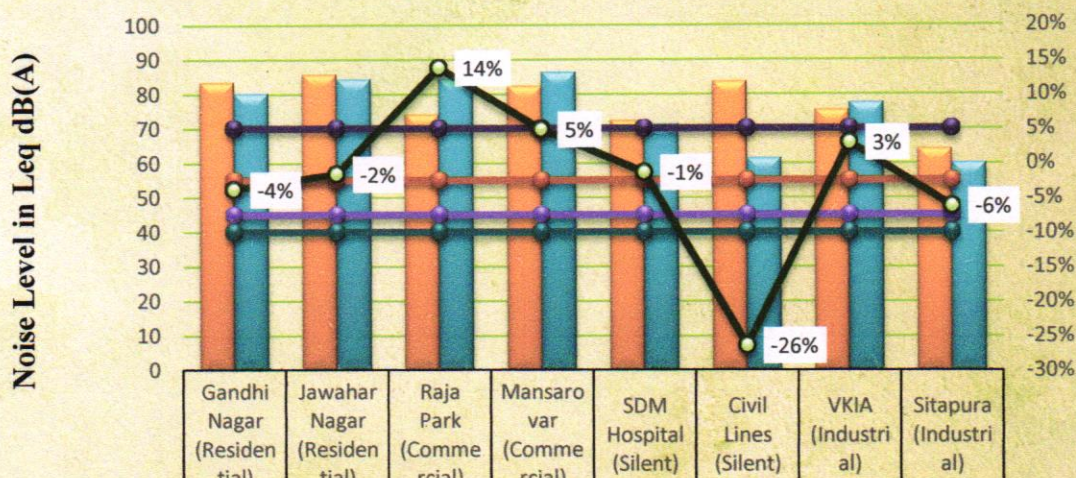


Rajasthan State Pollution Control Board

Deepawali Festival Noise Monitoring Report - 2025



Noise Level in Leq dB(A) in Jaipur City on Deepawali day during Night time



2024(Deepawali night)	83.4	85.7	74.1	82.3	72.3	83.6	75.4	64.1
2025(Deepawali night)	80.2	84.3	84.3	86.3	71.3	61.5	77.6	60.1
Standard for residential zone	45	45	45	45	45	45	45	45
Standard for commercial zone	55	55	55	55	55	55	55	55
Standard for silent zone	40	40	40	40	40	40	40	40
Standard for Industrial zone	70	70	70	70	70	70	70	70
% Increase (Comparison from 2024)	-4%	-2%	14%	5%	-1%	-26%	3%	-6%



Rajasthan State Pollution Control Board **Deepawali Festival Noise Monitoring Report - 2025**



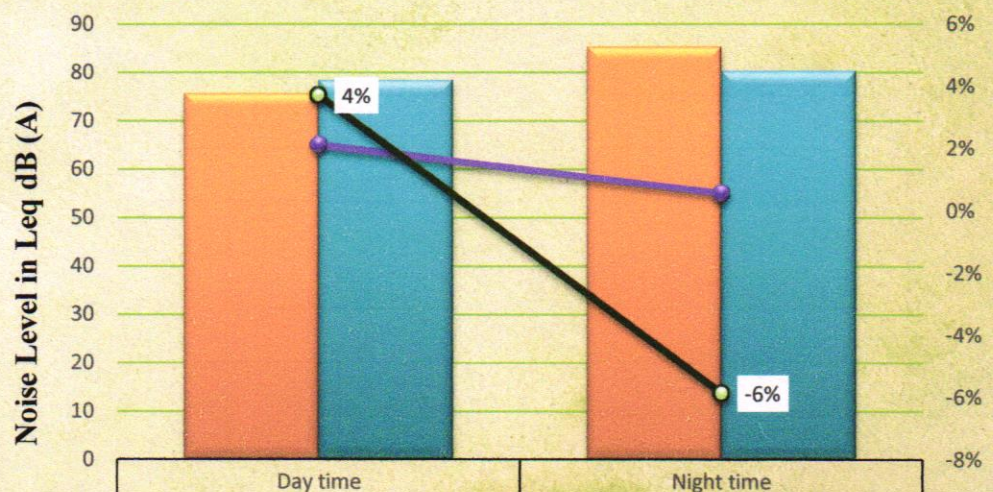
Jaisalmer

In Jaisalmer city, Noise level monitoring was carried out at one location namely Near Collectorate Office, Jaisalmer (Commercial).

S. No .	Name of the Station	GPS coordinates of the location	Day/ Night	Pre-Deepawali Day		On Deepawali	
				(All values are in Leq dB(A))			
				2024	2025	2024	2025
1.	Near collectorate (C)	26°91'56.2"N 70°90'92.4"E	Day Time	67.7	62.6	75.6	78.4
			Night Time	58.2	63.0	85.3	80.3
Area Designation: (C) – Commercial							
Prescribed Standards in Leq dB: (C) – 65 (Day time) 55 (Night time)							
Day Time – 18:00 hrs to 22:00 hrs and Night Time – 22:00 hrs to 24:00 hrs							

On Deepawali Day 2025, in comparison to 2024, the percentage of noise level in Leq dB (A) has been increased by 4% during day time and decreased by 6% during night time.

Noise Level in Leq dB(A) in Jaisalmer on Deepawali



	Day time	Night time
2024 (Deepawali day)	75.6	85.3
2025 (Deepawali day)	78.4	80.3
Standard for commercial zone	65	55
% Increase (Comparsion from 2024)	4%	-6%



Rajasthan State Pollution Control Board

Deepawali Festival Noise Monitoring Report - 2025

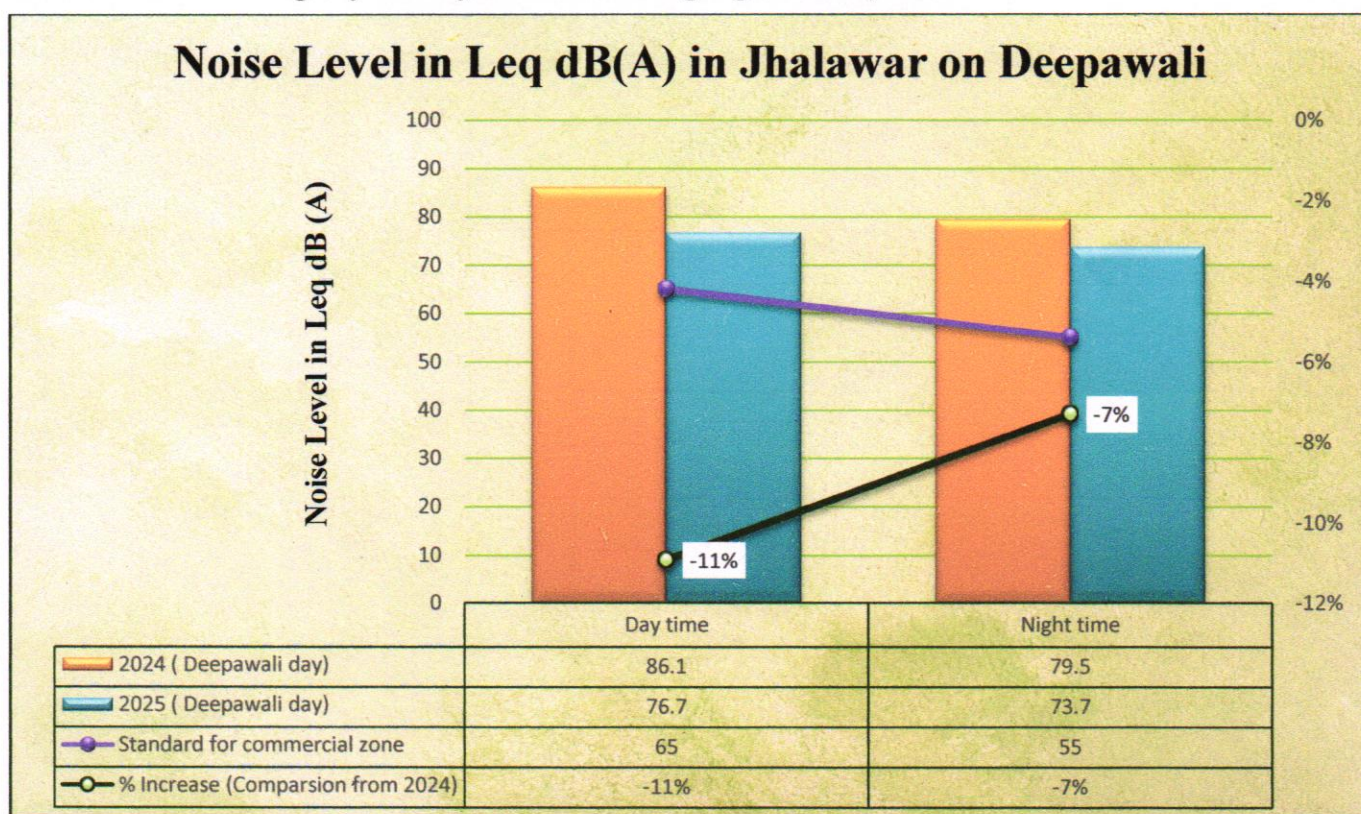


Jhalawar

In Jhalawar, Noise level monitoring was carried out at one location namely- Bus Stand, Jhalawar (Commercial).

S.N o.	Name of the Station	GPS coordinates of the location	Day/ Night	Pre-Deepawali Day		On Deepawali	
				(All values are in Leq dB(A))			
				2024	2025	2024	2025
1.	Bus Stand, Jhalawar (C)	24°35'21.5"N 76°10'07.5"E	Day Time	65.6	64.2	86.1	76.7
			Night Time	59.0	56.4	79.5	73.7
Area Designation: (C) – Commercial							
Prescribed Standards in Leq dB: (C) – 65 (Day time) 55 (Night time)							
Day Time – 18:00 hrs to 22:00 hrs and Night Time – 22:00 hrs to 24:00 hrs							

On Deepawali Day- 2025, in comparison to 2024, the percentage of noise level in Leq dB (A) has been decreased during day time by 11% and during night time by 7%.





Rajasthan State Pollution Control Board **Deepawali Festival Noise Monitoring Report - 2025**



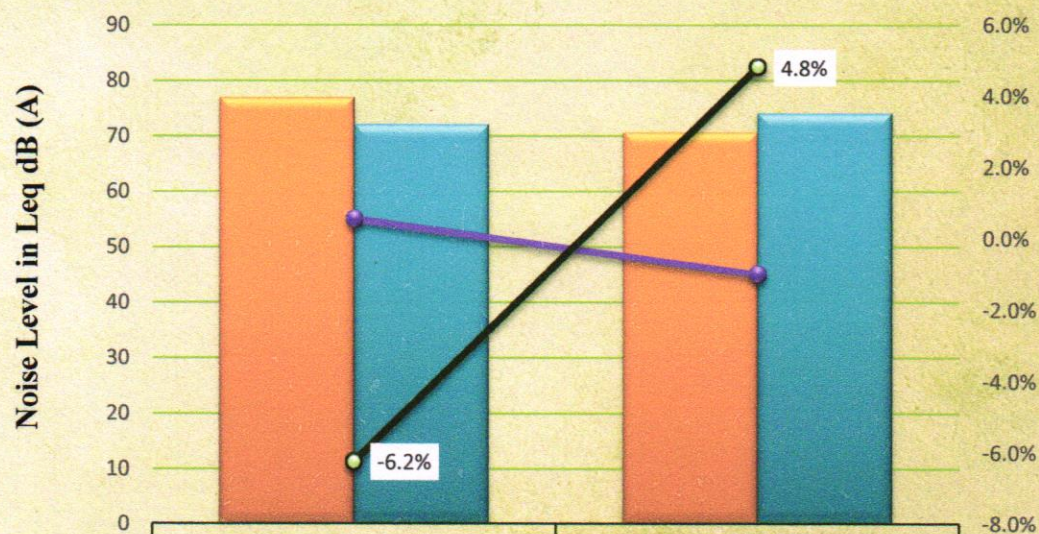
Jhunjhunu

In Jhunjhunu, Noise level monitoring was carried out at one location namely- Hawai Patti Circle, Near Housing Board, Jhunjhunu (Residential).

S.N o.	Name of the Station	GPS coordinates of the location	Day/ Night	Pre-Deepawali Day		On Deepawali	
				(All values are in Leq dB(A))			
				2024	2025	2024	2025
1.	Hawai Patti Circle, Near Housing Board, (R)	28°10'41.9"N 75°38'54.6"E	Day Time	60.7	73.4	76.9	72.1
			Night Time	53.6	59.5	70.7	74.1
Area Designation: (R) – Residential							
Prescribed Standards in Leq dB: (R) - 55 (Day time) 45 (Night time)							
Day Time – 18:00 hrs to 22:00 hrs and Night Time – 22:00 hrs to 24:00 hrs							

On Deepawali Day- 2025, in comparison to 2024, the percentage of noise level in Leq dB (A) has increased by 4.8% during night time and decreased by 6.2 % during day time.

Noise Level in Leq dB(A) in Jhunjhunu on Deepawali



2024 (Deepawali day)	76.9	70.7
2025 (Deepawali day)	72.1	74.1
Standard for Residential zone	55	45
% Increase (Comparsion from 2024)	-6.2%	4.8%



Rajasthan State Pollution Control Board **Deepawali Festival Noise Monitoring Report - 2025**



Jodhpur

In Jodhpur city, Noise level monitoring was carried out at three locations Mahamandir (Residential), Shastri Nagar Police Station (Commercial) and Sojat gate(Commercial).

S.No.	Name of the Station	GPS coordinates of the location	Day/ Night	Pre-Deepawali Day		On Deepawali	
				(All values are in Leq dB(A))			
				2024	2025	2024	2025
1.	Maha mandir (R)	26°15'55.1"N 72°59'33.8"E	Day Time	58.9	60.5	80.3	80.4
			Night Time	52.8	52.8	83.8	83.1
2.	Sojati gate (C)	26°18'20.4"N 73°02'19.7"E	Day Time	76.6	69.6	82.9	83.2
			Night Time	68.9	62.2	83.9	83.7
3.	Shastri Nagar Police Station (C)	26°28'85.0"N 73°02'40.7"E	Day Time	70.4	71.5	79.8	81.3
			Night Time	58.7	63.6	81.9	75.5
Area Designation: (C) – Commercial, (R) – Residential							
Prescribed Standards in Leq dB: (C) – 65 (Day time) 55 (Night time); (R) - 55 (Day time) 45 (Night time)							
Day Time – 18:00 hrs to 22:00 hrs and Night Time – 22:00 hrs to 24:00 hrs							

On Deepawali day 2025, in comparison to 2024, the noise level in Leq dB (A) has been increased at all monitoring locations during day time and decreased at all monitoring locations during night time.

On Deepawali Day- 2025, in comparison to 2024, the highest percentage increment in noise level has been observed at Shastri Nagar Police Station (Commercial) during day time i.e. 2% and highest percentage reduction in noise level has been observed at Shastri Nagar Police Station (Commercial) during night time i.e. 8 %.

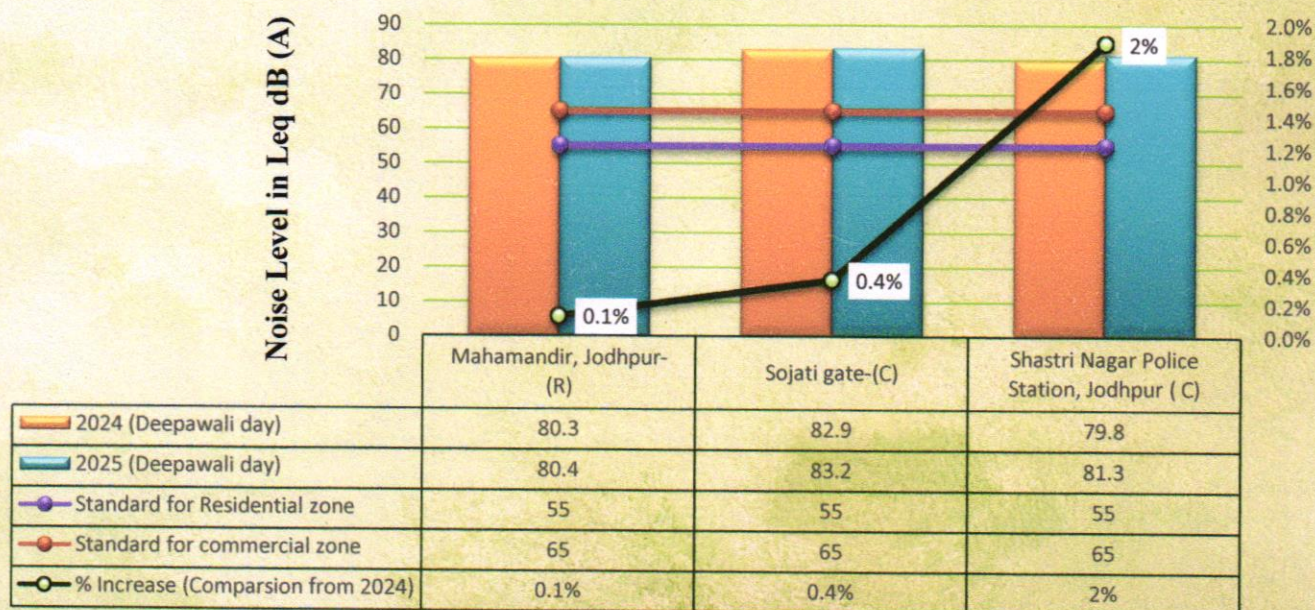


Rajasthan State Pollution Control Board

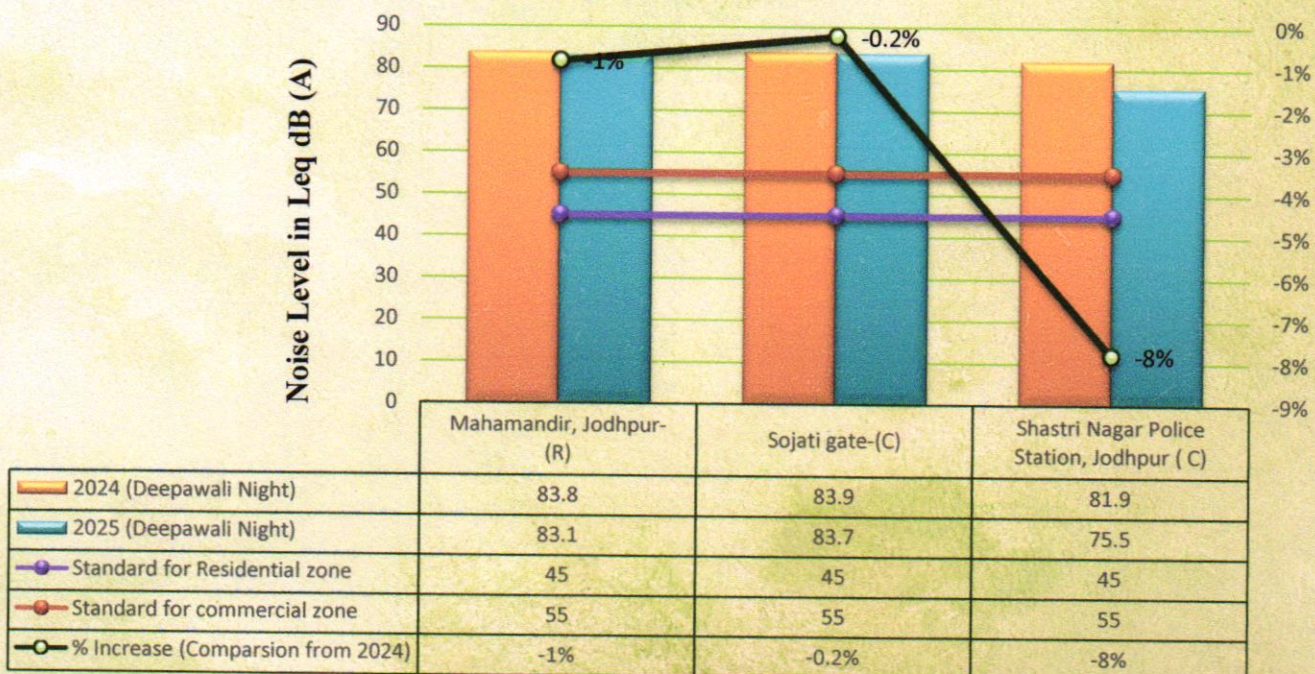
Deepawali Festival Noise Monitoring Report - 2025



Noise Level in Leq dB(A) in Jodhpur on Deepawali day during day time



Noise Level in Leq dB(A) in Jodhpur on Deepawali during Night time





Rajasthan State Pollution Control Board

Deepawali Festival Noise Monitoring Report - 2025



Kota

In Kota city, Noise level monitoring was carried out at three locations namely - M.B.S. Hospital, (Silence), Dadawada (Residential) and Gumanpura (Commercial).

S.N o.	Name of the Station	GPS coordinates of the location	Day/ Night	Pre-Deepawali Day		On Deepawali	
				(All values are in Leq dB(A))			
				2024	2025	2024	2025
1.	M.B.S. Hospital (S)	25°10'48.0"N 75°49'48.0"E	Day Time	80.3	58.9	74.1	83.4
			Night Time	83.8	58.2	72.7	75.2
2.	Dadawada (R)	25°13'37.55"N 75°52'39.55"E	Day Time	82.9	47.7	66.3	70.6
			Night Time	83.9	49.1	67.2	75.8
3.	Gumanpura (C)	25°10'35.6"N 75°50'47.82"E	Day Time	79.8	69.1	87.7	79.2
			Night Time	81.9	63.2	83.6	84.1
Area Designation: (C) – Commercial, (R) – Residential, (S) – Silence							
Prescribed Standards in Leq dB: (C) – 65 (Day time) 55 (Night time); (R) - 55 (Day time) 45 (Night time) and (S) - 50 (Day time) 40 (Night time)							
Day Time – 18:00 hrs to 22:00 hrs and Night Time – 22:00 hrs to 24:00 hrs							

On Deepawali day 2025, in comparison to 2024, the noise level in Leq dB(A) has been increased at all monitoring locations except Gumanpura (Commercial) during day time.

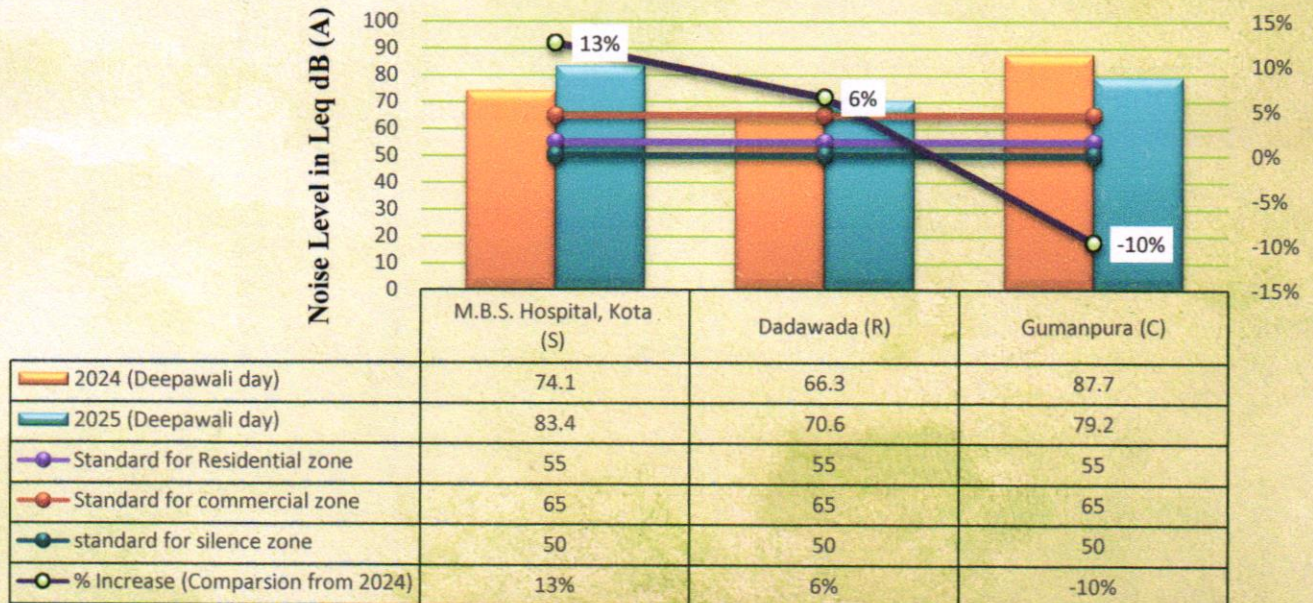
On Deepawali Day- 2025, in comparison to 2024, the highest percentage reduction in noise level i.e. 10% has been observed at Gumanpura (Commercial) during day time and highest percentage increment i.e. 13% has been observed at M.B.S. Hospital (Silence) during day time and Dadawada (Residential) during night time.



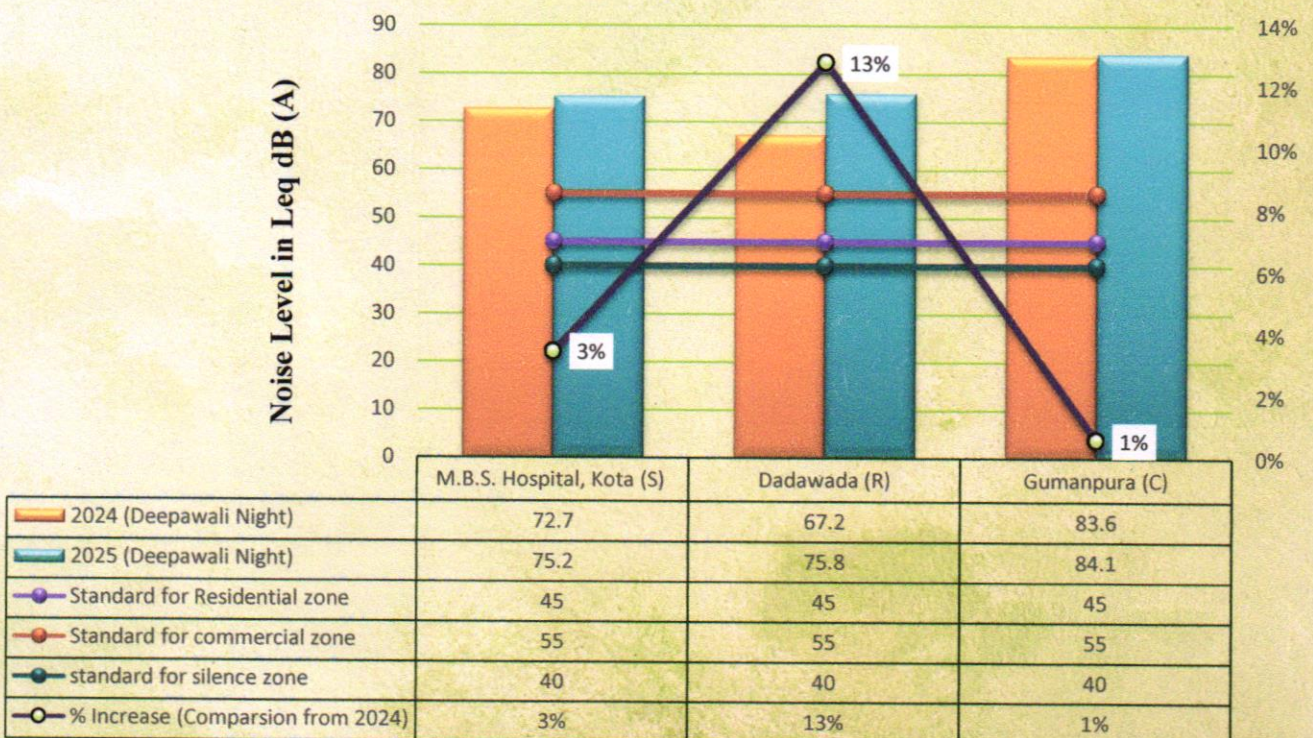
Rajasthan State Pollution Control Board
Deepawali Festival Noise Monitoring Report - 2025



Noise Level in Leq dB(A) in Kota on Deepawali day during day time



Noise Level in Leq dB(A) in Kota on Deepawali day during night time





Rajasthan State Pollution Control Board

Deepawali Festival Noise Monitoring Report - 2025



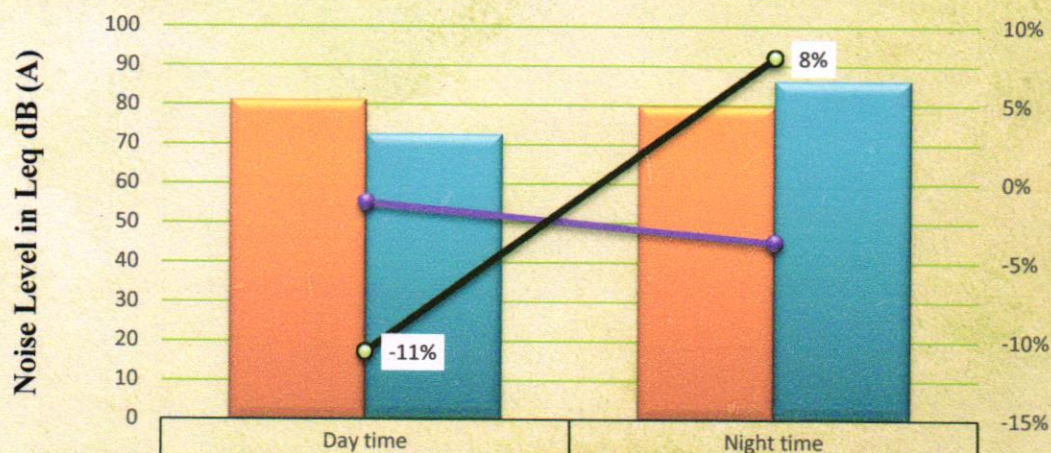
Nagaur

In Nagaur, Noise level monitoring was carried out at one location namely- Kumharidarwaza road, Staff Colony, near Manasar Circle, Nagaur (Residential).

S. No .	Name of the Station	GPS coordinates of the location	Day/ Night	Pre-Deepawali Day		On Deepawali	
				(All values are in Leq dB(A))			
				2024	2025	2024	2025
1.	Kumhari darwaza road, Staff Colony, near Manasar Circle (R)	27°11'26.0"N 73°43'45.7"E	Day Time	63.0	56.2	81.2	72.5
			Night Time	58.4	53.5	79.8	86.2
Area Designation: (R) – Residential							
Prescribed Standards in Leq dB: -(R) - 55 (Day time) 45 (Night time)							
Day Time – 18:00 hrs to 22:00 hrs and Night Time – 22:00 hrs to 24:00 hrs							

On Deepawali Day- 2025, in comparison to 2024, the percentage of noise level in Leq dB (A) has been increased during night time by 8 % and decreased by 11% during day time.

Noise Level in Leq dB(A) in Nagaur on Deepawali



	Day time	Night time
2024 (Deepawali day)	81.2	79.8
2025 (Deepawali day)	72.5	86.2
Standard for Residential zone	55	45
% Increase (Comparsion from 2024)	-11%	8%



Rajasthan State Pollution Control Board

Deepawali Festival Noise Monitoring Report - 2025



Pali

In Pali city, Noise level monitoring was carried out at three locations namely- Near M/s Maharaja Shree Umaid Mills (Residential), Surajpol, Nahar Bus stand, near Banguar College (Commercial) and Govt. Bangur Hospital (Silence).

S. No	Name of the Station	GPS coordinates of the location	Day/ Night	Pre-Deepawali Day		On Deepawali	
				(All values are in Leq dB(A))			
				2024	2025	2024	2025
1.	Near M/s Maharaja Shree Umaid Mills (R)	25°78'97.7"N 73°22'64.4"E	Day Time	55.5	55.5	64.9	65.6
			Night Time	51.8	55.3	71.0	71.1
2.	Nahar Bus Stand, Near Banguar college (C)	25°77'30.5"N 73°33'60.5"E	Day Time	64.5	65.9	76.6	74.5
			Night Time	60.5	53.2	76.8	83.4
3.	Govt. Bangur Hospital, (S)	25°77'67.9"N 73°33'15.0"E	Day Time	62.7	63.2	72.9	73.9
			Night Time	56.4	65.5	74.0	73.3
Area Designation: (C) – Commercial, (R) – Residential, (S) – Silence							
Prescribed Standards in Leq dB: (C) – 65 (Day time) 55 (Night time); (R) - 55 (Day time) 45 (Night time) and (S) - 50 (Day time) 40 (Night time)							
Day Time – 18:00 hrs to 22:00 hrs and Night Time – 22:00 hrs to 24.00 hrs							

On Deepawali day 2025, in comparison to 2024, the noise level in Leq dB(A) has been increased at all locations except Nahar Bus Stand, Near Banguar college (Commercial)during daytime and at Govt. Bangur Hospital (Silence) during night time.

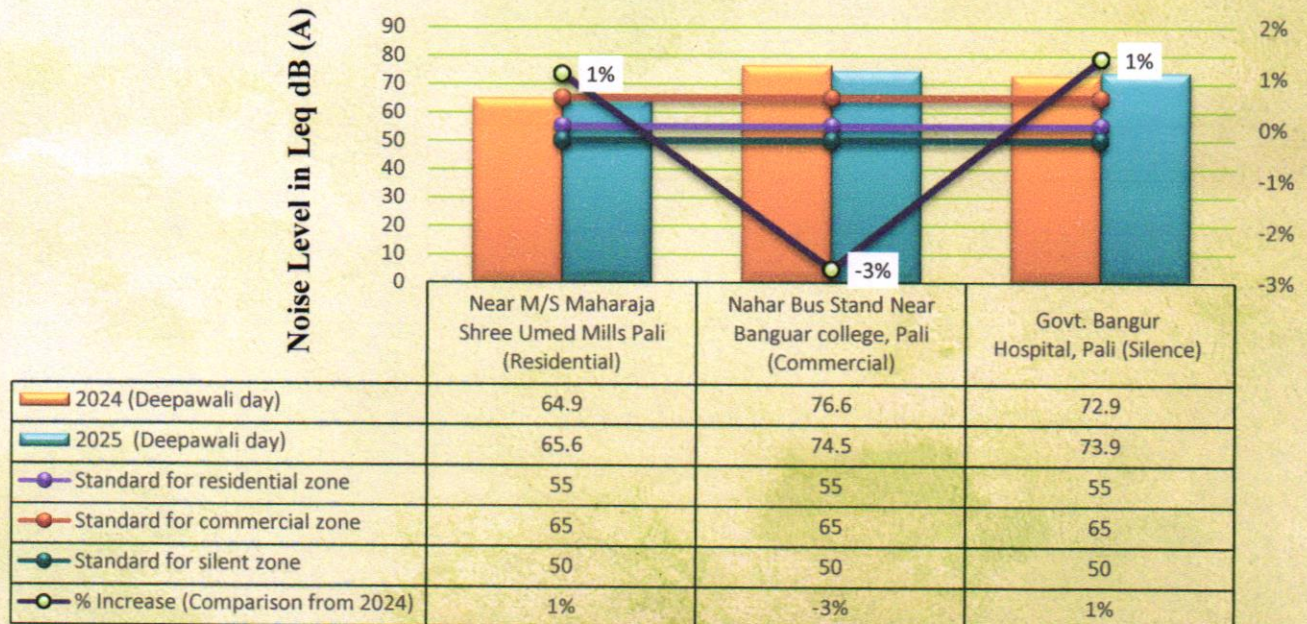
On Deepawali Day- 2025, in comparison to 2024, the highest percentage reduction noise level i.e. 3% has been observed at Nahar Bus stand, near Banguar college (Commercial) during day time and highest percentage increment in noise level i.e. 9 %has been observed at Nahar Bus stand, near Banguar college (Commercial) during night time.



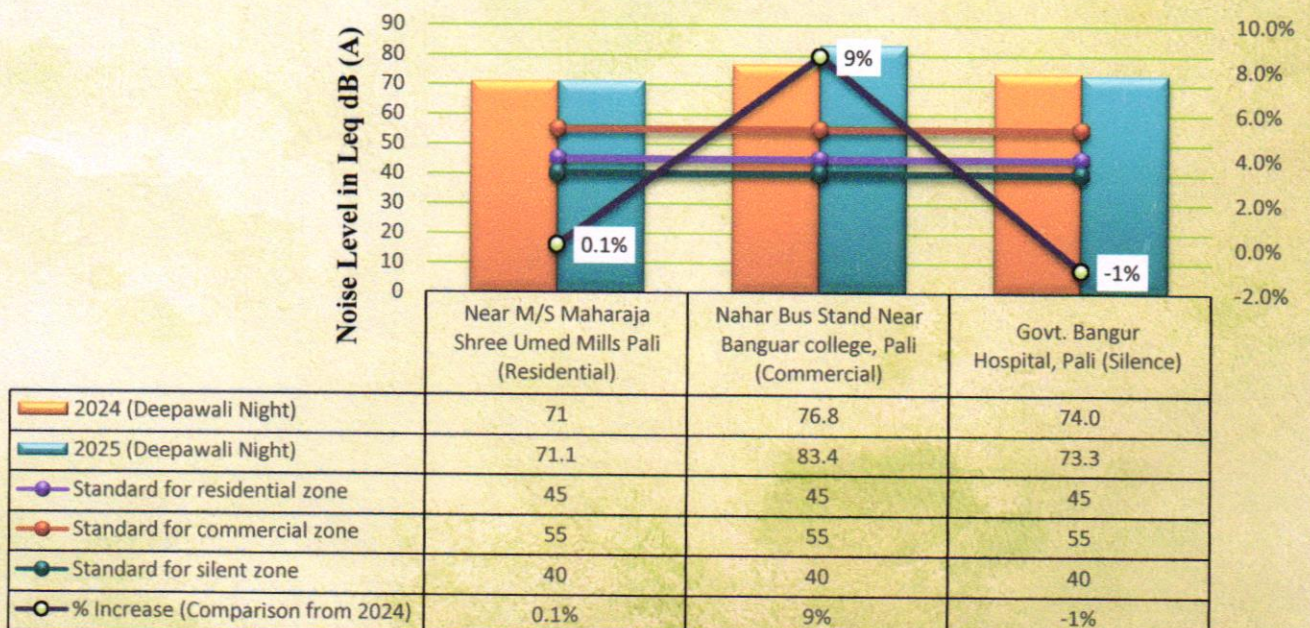
Rajasthan State Pollution Control Board
Deepawali Festival Noise Monitoring Report - 2025



Noise Level in Leq dB(A) in Pali on Deepawali day during day time



Noise Level in Leq dB(A) in Pali on Deepawali day during night time





Rajasthan State Pollution Control Board

Deepawali Festival Noise Monitoring Report - 2025



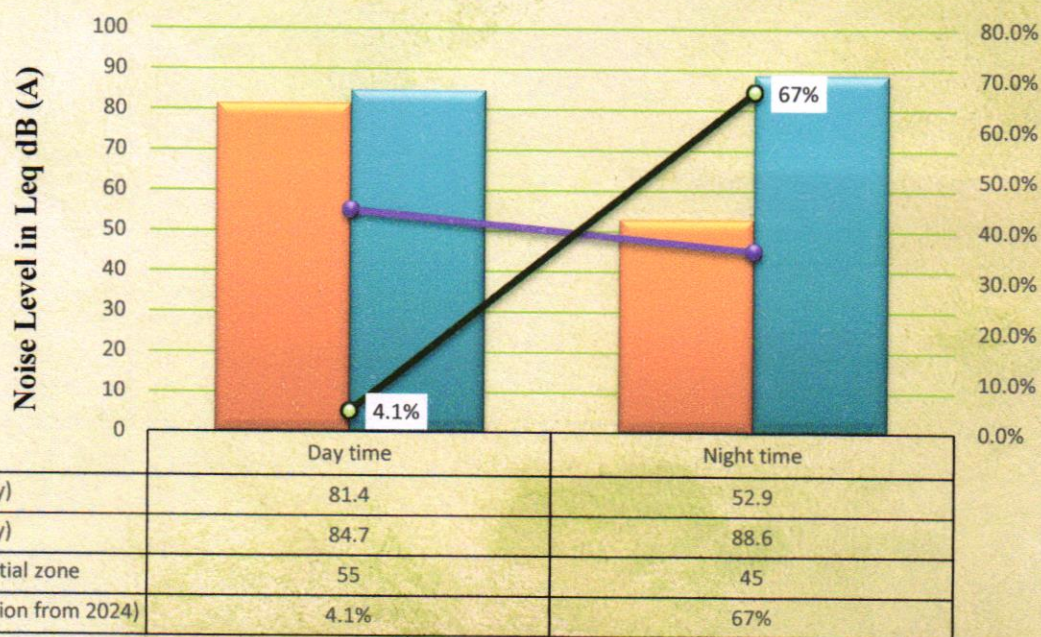
Rajsamand

In Rajsamand, Noise level monitoring was carried out at one location namely J.K. Circle, Rajsamand (Residential).

S.N o.	Name of the Station	GPS coordinates of the location	Day/ Night	Pre-Deepawali Day		On Deepawali	
				(All values are in Leq dB(A))			
				2024	2025	2024	2025
1.	J.K. Circle (R)	28°06'19.0"N 75°23'07.0"E	Day Time	54.7	-	81.4	84.7
			Night Time	55.6	-	52.9	88.6
- Data not available due to instrument failure.							
Area Designation: (R) – Residential							
Prescribed Standards in Leq dB: (R) - 55 (Day time) 45 (Night time)							
Day Time – 18:00 hrs to 22:00 hrs and Night Time – 22:00 hrs to 24:00 hrs							

On Deepawali Day- 2025, in comparison to 2024, the percentage of noise level in Leq dB (A) has been increased during day time by 4.1 % and night time by 67%.

Noise Level in Leq dB(A) in Rajsamand on Deepawali





Rajasthan State Pollution Control Board
Deepawali Festival Noise Monitoring Report - 2025



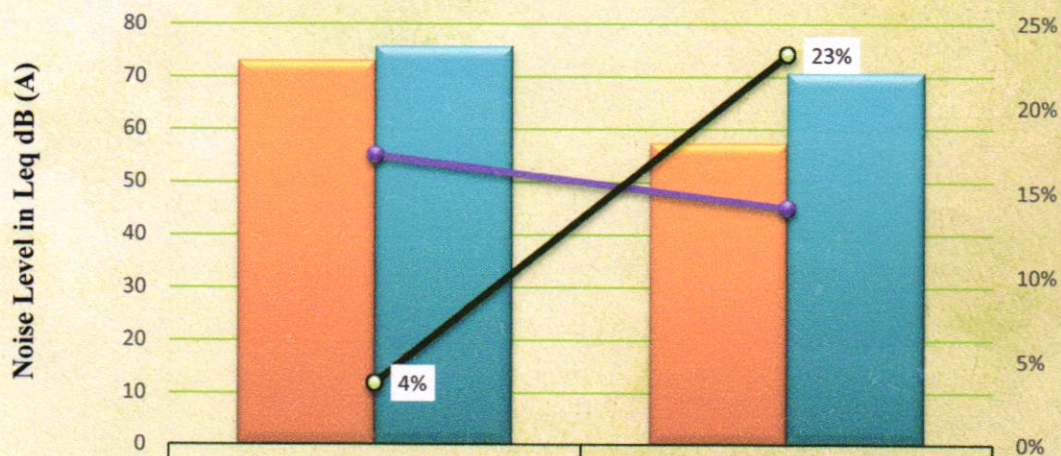
Sawai Madhopur

In Sawai Madhopur, Noise level monitoring was carried out at one location namely Regional Office, RSPCB (Residential).

S. No .	Name of the Station	GPS coordinates of the location	Day/ Night	Pre-Deepawali Day		On Deepawali	
				(All values are in Leq dB(A))			
				2024	2025	2024	2025
1.	Regional Office, RSPCB, Sawai Madhopur (R)	26°01'42.7"N 76°21'16.7"E	Day Time	61.1	63.6	73.0	75.7
			Night Time	50.8	74.6	57.4	70.7
Area Designation: (R) – Residential							
Prescribed Standards in Leq dB: (R) - 55 (Day time) 45 (Night time)							
Day Time – 18:00 hrs to 22:00 hrs and Night Time – 22:00 hrs to 24:00 hrs							

On Deepawali Day- 2025, in comparison to 2024, the percentage of noise level in Leq dB (A) has been increased during day time by 4% and during night time by 23 %.

Noise Level in Leq dB(A) in Sawai Madhopur on Deepawali



	Day time	Night time
2024 (Deepawali day)	73	57.4
2025 (Deepawali day)	75.7	70.7
Standard for Residential zone	55	45
% Increase (Comparsion from 2024)	4%	23%



Rajasthan State Pollution Control Board **Deepawali Festival Noise Monitoring Report - 2025**



Sikar

In Sikar city, Noise level monitoring was carried out at two locations namely –Shivsingh pura Housing Board, Nawalgarh Road (Residential) and Near Hotel Fortune Blue, Piprali Road (Commercial).

S. No	Name of the Station	GPS coordinates of the location	Day/ Night	Pre-Deepawali Day		On Deepawali	
				(All values are in Leq dB(A))			
				2024	2025	2024	2025
1.	Near Hotel Fortune Blue, Piprali Road (C)	27°38'27.1"N 75°10'06.6"E	Day Time	76.2	75.3	77.6	80.0
			Night Time	70.8	69.0	68.3	70.7
2.	Shivsinghpura Housing Board, Nawalgarh Road (R)	27°37'19.1"N 75°09'33.5"E	Day Time	56.6	52.6	71.4	73.3
			Night Time	52.6	48.7	57.9	68.5
Area Designation: (C) – Commercial, (R) – Residential							
Prescribed Standards in Leq dB: (C) – 65 (Day time) 55 (Night time); (R) - 55 (Day time) 45 (Night time)							
Day Time – 18:00 hrs to 22:00 hrs and Night Time – 22:00 hrs to 24:00 hrs							

On Deepawali day 2025, in comparison to 2024, the noise level in Leq dB(A) has been increased at all monitoring locations during day & night time.

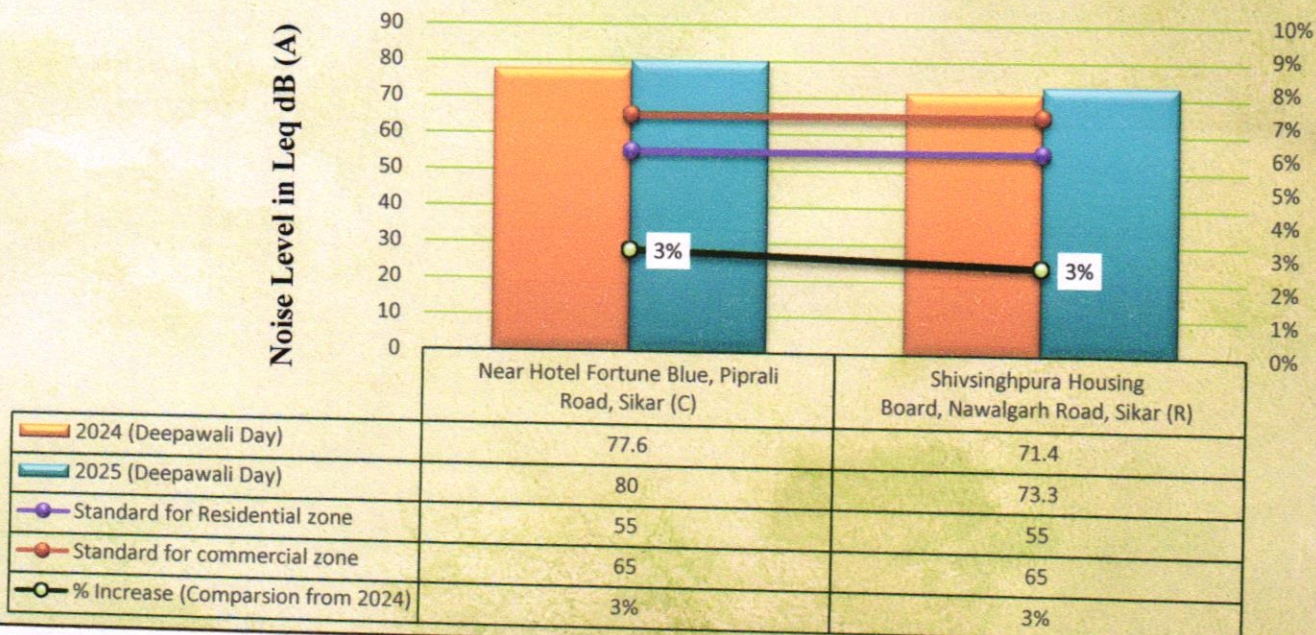
On Deepawali Day- 2025, in comparison to 2024, the highest percentage increment in noise level i.e. 18 % has been observed at Shivsingh pura Housing Board (Residential) during night time.



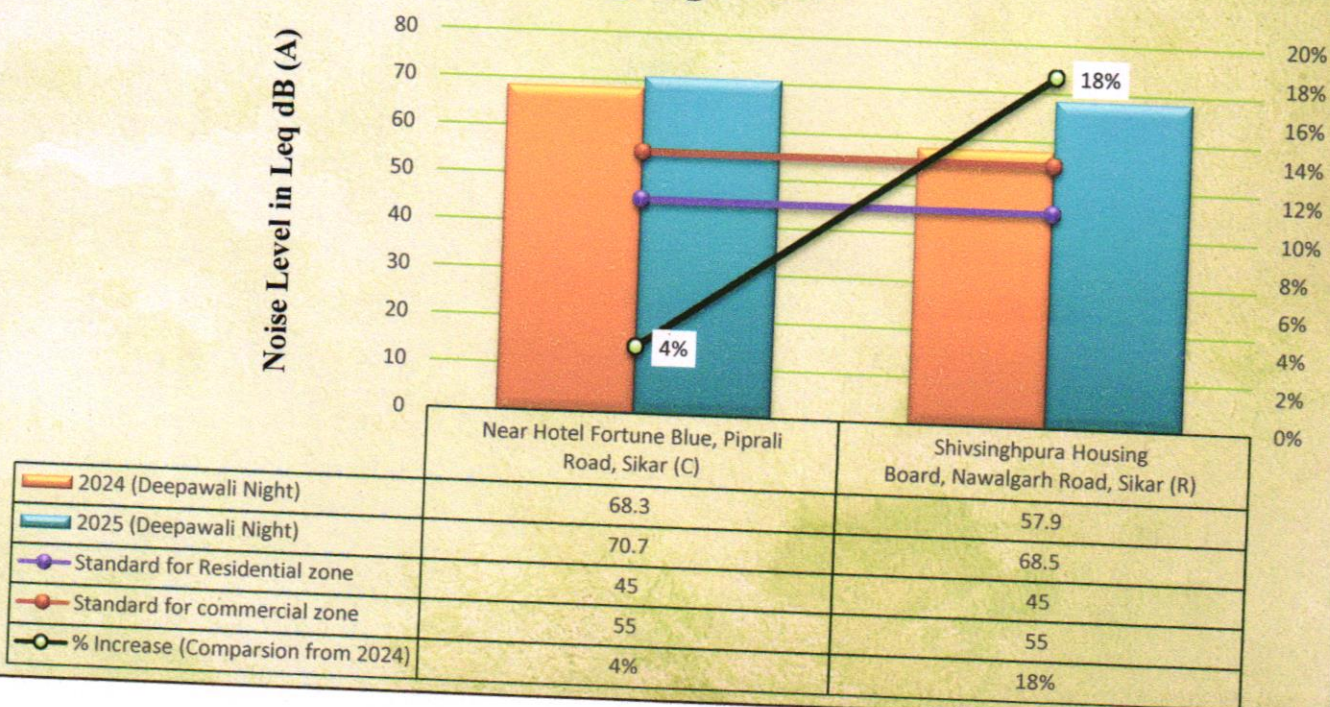
Rajasthan State Pollution Control Board
Deepawali Festival Noise Monitoring Report - 2025



Noise Level in Leq dB(A) in Sikar on Deepawali day during day time



Noise Level in Leq dB(A) in Sikar on Deepawali day during night time





Rajasthan State Pollution Control Board

Deepawali Festival Noise Monitoring Report - 2025



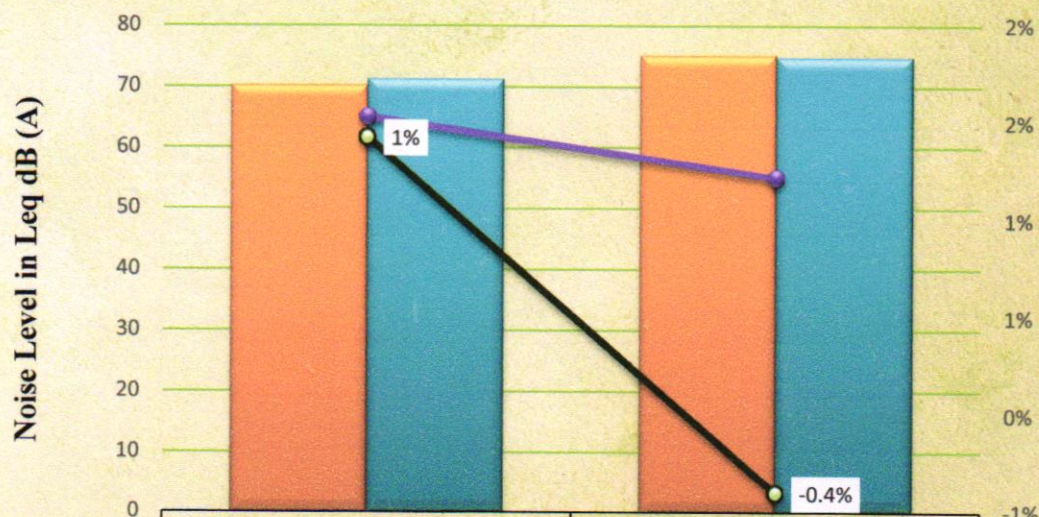
Sirohi

In Sirohi, Noise level monitoring was carried out at one location namely -Bus stand, Sirohi (Commercial).

S. No .	Name of the Station	GPS coordinates of the location	Day/ Night	Pre-Deepawali Day		On Deepawali	
				(All values are in Leq dB(A))			
				2024	2025	2024	2025
1.	Bus Stand, Sirohi (C)	24°88'04.0"N 72°85'91.0"E	Day Time	70.2	60.8	70.2	71.2
			Night Time	54.0	57.6	75.1	74.8
Area Designation: (C) – Commercial							
Prescribed Standards in Leq dB: (C) – 65 (Day time) 55 (Night time)							
Day Time – 18:00 hrs to 22:00 hrs and Night Time – 22:00 hrs to 24:00 hrs							

On Deepawali Day- 2025, in comparison to 2024, the percentage of noise level in Leq dB (A) has been increased during day time by 1% during day time and decreased by during night time by 0.4 %.

Noise Level in Leq dB(A) in Sirohi on Deepawali



2024 (Deepawali day)	70.2	75.1
2025 (Deepawali day)	71.2	74.8
Standard for commercial zone	65	55
% Increase (Comparision from 2024)	1%	-0.4%



Rajasthan State Pollution Control Board **Deepawali Festival Noise Monitoring Report - 2025**



Udaipur

In Udaipur city, Noise level monitoring was carried out at three locations namely - Near Suraj Pole Gate (Commercial), M.B. Hospital, (Silence) and Amba Mata Scheme (Residential).

S. No.	Name of the Station	GPS coordinates of the location	Day/ Night	Pre-Deepawali Day		On Deepawali	
				(All values are in Leq dB(A))			
				2024	2025	2024	2025
1.	Near Suraj Pole Gate (C)	24°34'46"N 73°41'46"E	Day Time	77.5	61.3	82.7	86.9
			Night Time	71.7	58.6	78.6	82.9
2.	M.B. Hospital (S)	24°35'17.0"N 73°41'29"E	Day Time	67.5	67.3	77.3	70.9
			Night Time	67.4	67.1	75.9	72.1
3.	Amba Mata Scheme (R)	24°35'08"N 73°40'30.0"E	Day Time	68.5	66.5	77.3	80.3
			Night Time	69.0	62.0	69.1	81.3
Area Designation: (C) – Commercial, (R) – Residential, (S) – Silence							
Prescribed Standards in Leq dB: (C) – 65 (Day time) 55 (Night time); (R) - 55 (Day time) 45 (Night time) and (S) - 50 (Day time) 40 (Night time)							
Day Time – 18:00 hrs to 22:00 hrs and Night Time – 22:00 hrs to 24:00 hrs							

On Deepawali Day 2025, in comparison to 2024, the noise level in Leq dB (A) has been increased at all monitoring locations during day & night time except M.B. Hospital (Silence) during day & night time.

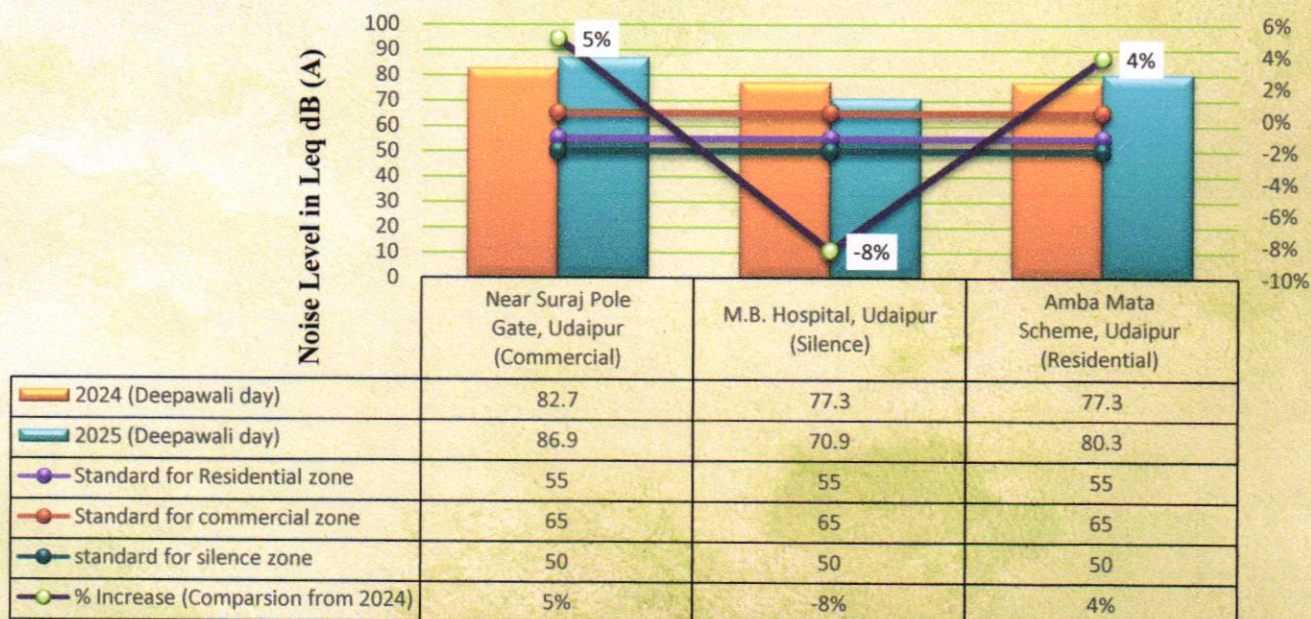
On Deepawali Day-2025, in comparison to 2024, the highest percentage increment in noise level (18%) at Amba Mata Scheme (Residential) during night time and highest percentage reduction by 8% at M.B. Hospital (Silence) during day time have been observed.



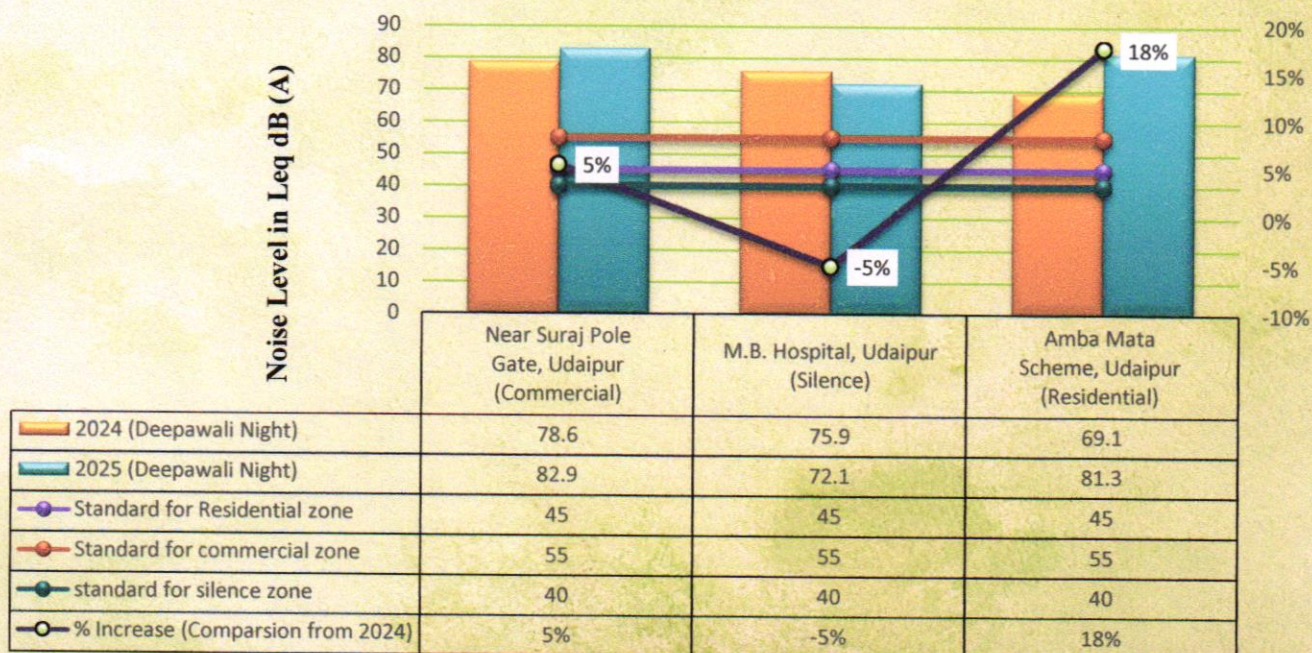
Rajasthan State Pollution Control Board
Deepawali Festival Noise Monitoring Report - 2025



Noise Level in Leq dB(A) in Udaipur on Deepawali day during day time



Noise Level in Leq dB(A) in Udaipur on Deepawali day during night time





Rajasthan State Pollution Control Board

Deepawali Festival Noise Monitoring Report - 2025



Conclusion:

Noise Level Monitoring was conducted on 13.10.2025 (Pre Deepawali Day) & 20.10.2025 (On Deepawali Day) at 56 different locations in twenty-four cities of Rajasthan.

- On comparison of noise levels of 2024 & 2025, On Pre-Deepawali the highest decrease in the percentage of noise level in Leq dB (A) has observed at District Hospital (Silence Zone), Chittorgarh (25.60%) during night time and at Near Suraj Pole Gate (Commercial Zone), Udaipur (20.90%) during day time in Rajasthan.
- On comparison of noise levels of 2024 & 2025, On Pre-Deepawali the highest increase in the percentage of noise level in Leq dB (A) has observed at Civil Lines (Silence Zone), District-Jaipur (52.20%) during night time and at Mansarovar (Commercial Zone), Jaipur (21.60%) during day time in Rajasthan.
- On comparison of noise levels of 2024 & 2025, On Deepawali the highest decrease in the percentage of noise level in Leq dB (A) has observed at Civil Lines (Silence Zone), District-Jaipur (26.40%) during night time and at Regional Office (Residential Zone), Hanumangarh (11.60%) during day time in Rajasthan.
- On comparison of noise levels of 2024 & 2025, On Deepawali the highest increase in the percentage of noise level in Leq dB (A) has observed at J.K. Circle (Residential Zone), District-Rajsamand (67.50%) during night time and at Civil Lines (Silence Zone), District- Jaipur during day time (13.90%) in Rajasthan.
- On comparison of noise monitoring levels of Pre-Deepawali Day and Deepawali Day in 2025, increase in noise level was observed on Deepawali Day at all locations during day time and night time from Pre-Deepawali Day to Deepawali Day except Hawaii Patti Circle, Near Housing Board, Jhunjhunu (Residential Zone) during Day time; and Civil Lines (Silence Zone), District-Jaipur and Regional Office, RSPCB, Sawai Madhopur (Residential Zone) during night time.
- In Jaipur city, Noise level monitoring was carried out at eight locations, namely, Gandhi (Residential), Jawahar Nagar (Residential), Raja Park (Commercial), Mansarovar (Commercial), SDM Hospital (Silence), Civil Lines (Silence), VKIA (Industrial) and Sitapura(Industrial). On Deepawali Day, in comparison to 2024, the percentage of noise level in Leq dB (A) has decreased at highest level at Civil Lines (26.40 %) during night time while the percentage of noise level in Leq dB (A) has increased at highest level at Civil Lines (13.90%) during day time.



Rajasthan State Pollution Control Board

Deepawali Festival Noise Monitoring Report - 2025



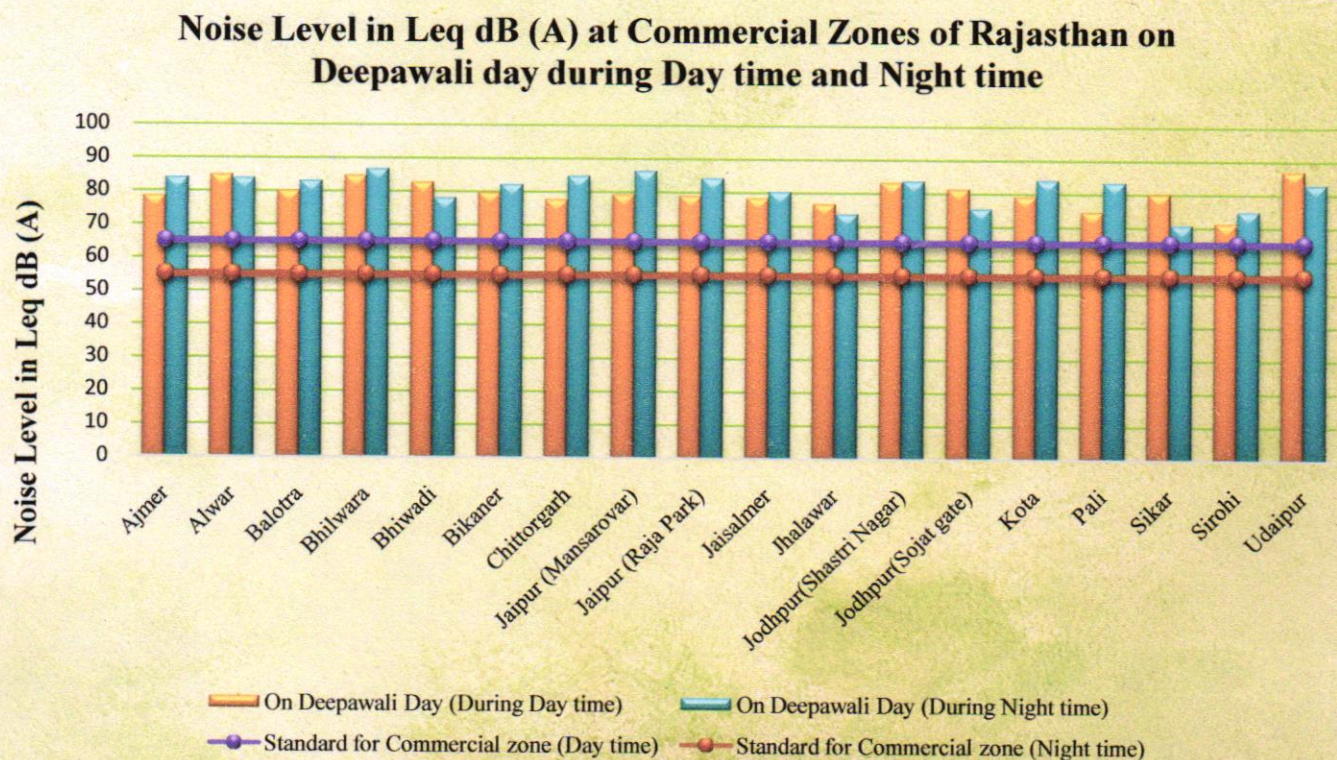
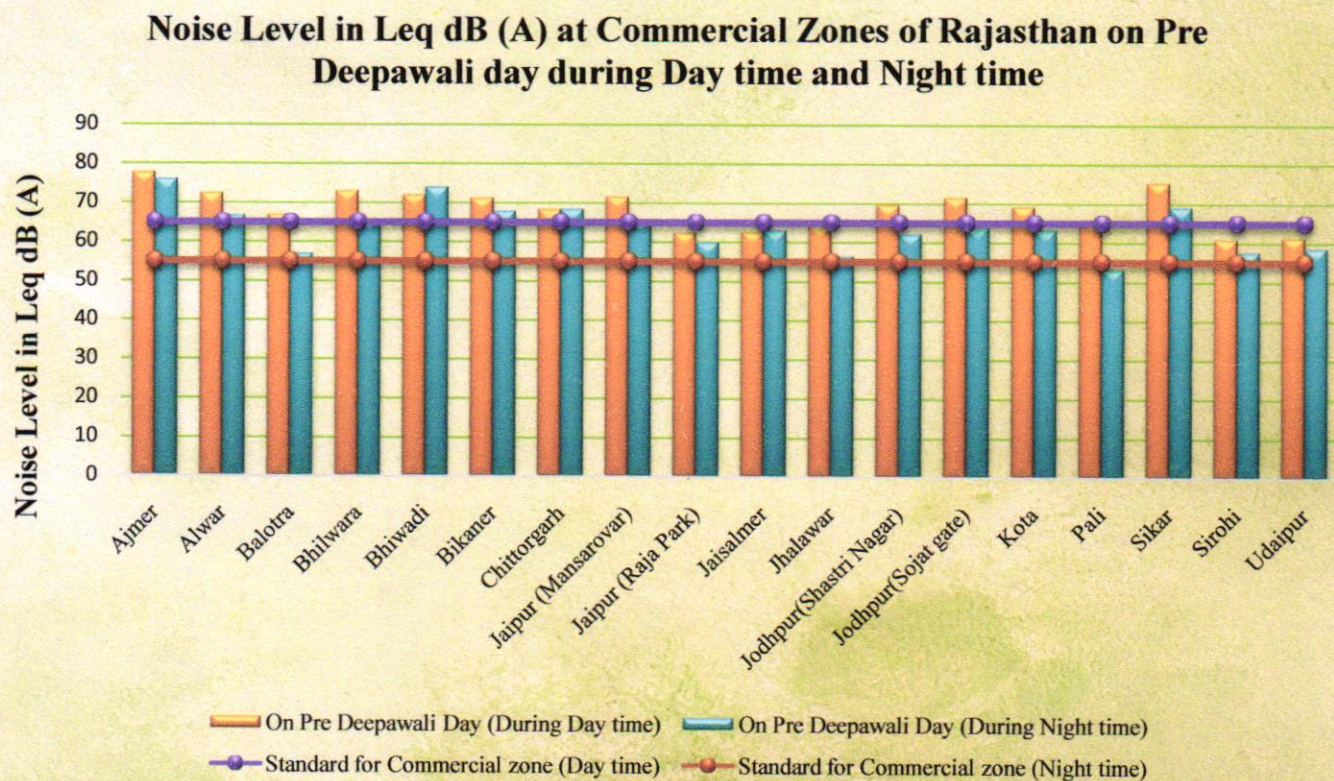
Recommendations:

1. **Implementation of Firecracker Noise Standards:** The noise standards for firecrackers, as notified by the Ministry of Environment and Forests (MoEF) under the Environment (Protection) (Second Amendment) Rules, 1999 [G.S.R. 682(E), dated 5th October 1999] and amended through the Environment (Protection) Second Amendment Rules, 2006 [G.S.R. 640(E), dated 16th October 2006], under the Environment (Protection) Act, 1986, must be strictly followed. Manufacturers and the Department of Explosives should ensure full compliance with these prescribed standards.
2. **Control of Ambient Noise During Festivals:** As per the Noise Pollution (Regulation and Control) Rules, 2000, as amended, State Governments shall take effective measures for abatement of noise pollution emanating from all zones during the Deepawali festival. Ambient noise levels should not exceed the prescribed standards.
3. **Public Awareness and Education:** All relevant agencies including electronic and print media, State Governments, educational institutions, and NGO's should actively promote awareness campaigns encouraging the public, especially students, to minimize or avoid the bursting of firecrackers during Deepawali to reduce noise pollution.
4. **Enforcement of Supreme Court Directions:** The Hon'ble Supreme Court of India's order dated 27th September 2001, which prohibits the use of fireworks between 10:00 p.m. and 6:00 a.m., should be strictly enforced by all authorities.
5. **Action against Unauthorized Activities:** Legal action must be strictly taken against unauthorized manufacturing, processing, and sale of fireworks. Monitoring and enforcement mechanisms should be strengthened to prevent illegal activities.
6. **Identification of Designated Firecracker Zones:** Local authorities should identify specific community areas or designated zones for fireworks, ensuring that firecrackers are not burst in individual residential areas to minimize disturbance and safety risks.
7. **Inclusion under Animal Welfare Provisions:** The noise generated by firecrackers should be recognized as a form of cruelty to animals and appropriately incorporated under relevant acts and rules addressing animal welfare.
8. **Prohibition in Silence Zones:** In accordance with the Noise Regulation Rules, 2000, no sound-emitting firecrackers shall be burst in silence zones, especially during night hours.
9. **Promotion of Green Crackers:** The use of Green Crackers with low emissions and sound levels, certified by CSIR-NEERI should be promoted and made widely available as an eco-friendly alternative.
10. **Traffic Noise Management:** Apart from firecrackers, vehicular noise is a major contributor during the Deepawali festival. Traffic police should implement measures for effective control of vehicular movement and congestion to minimize noise pollution.



Rajasthan State Pollution Control Board

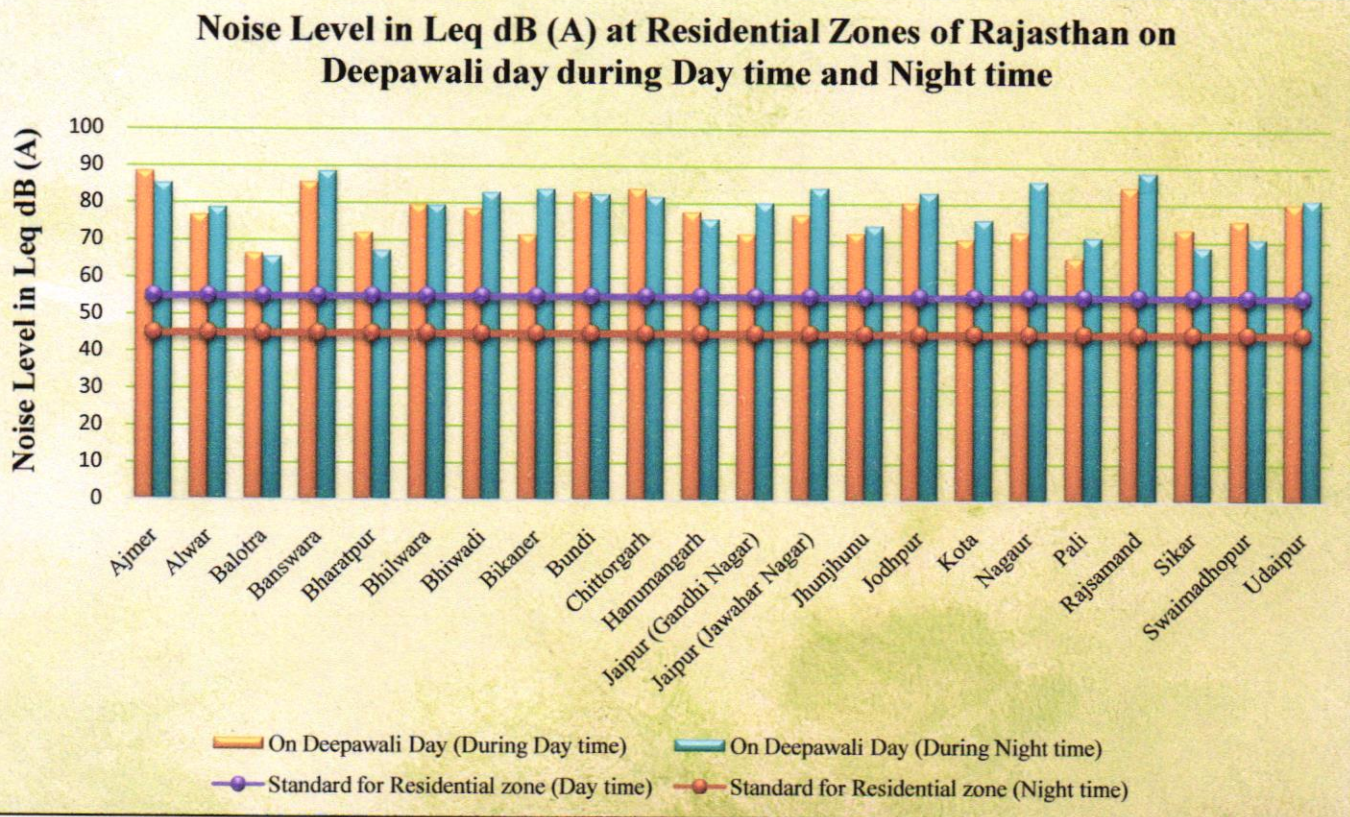
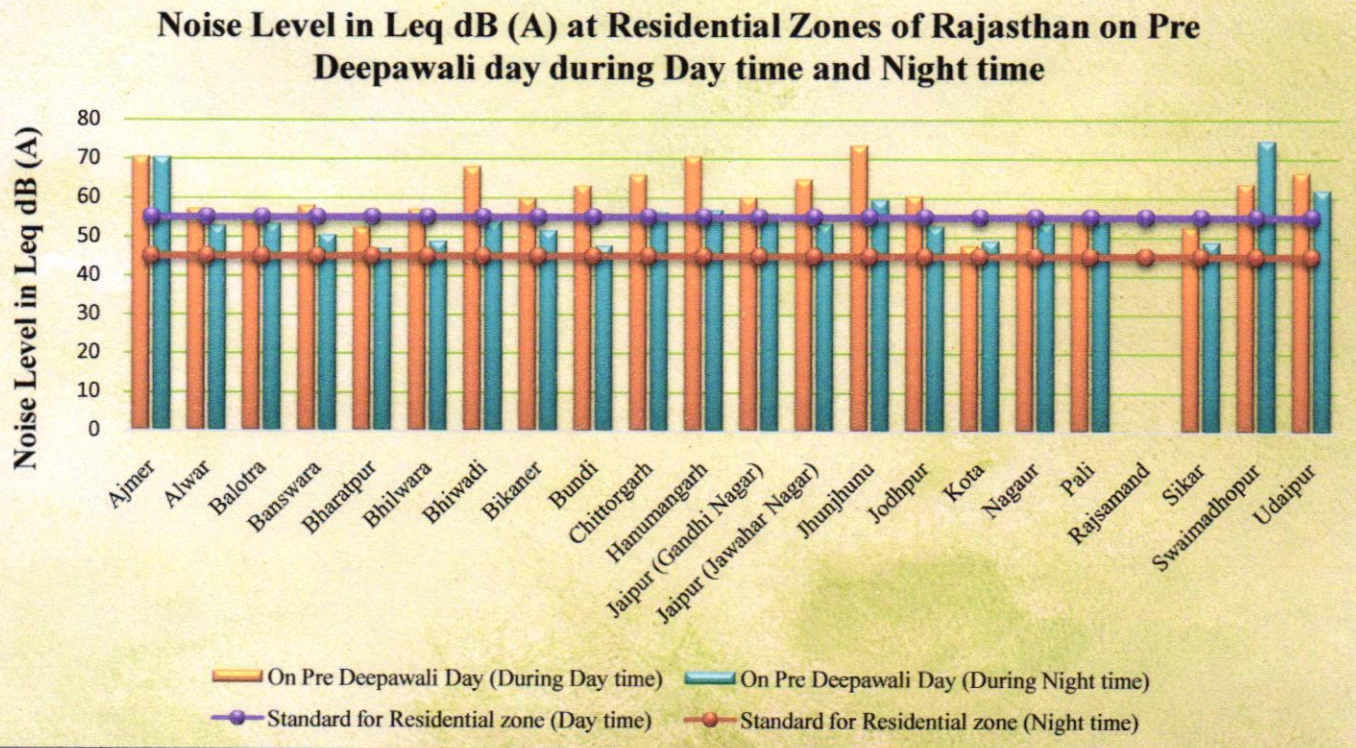
Deepawali Festival Noise Monitoring Report - 2025





Rajasthan State Pollution Control Board

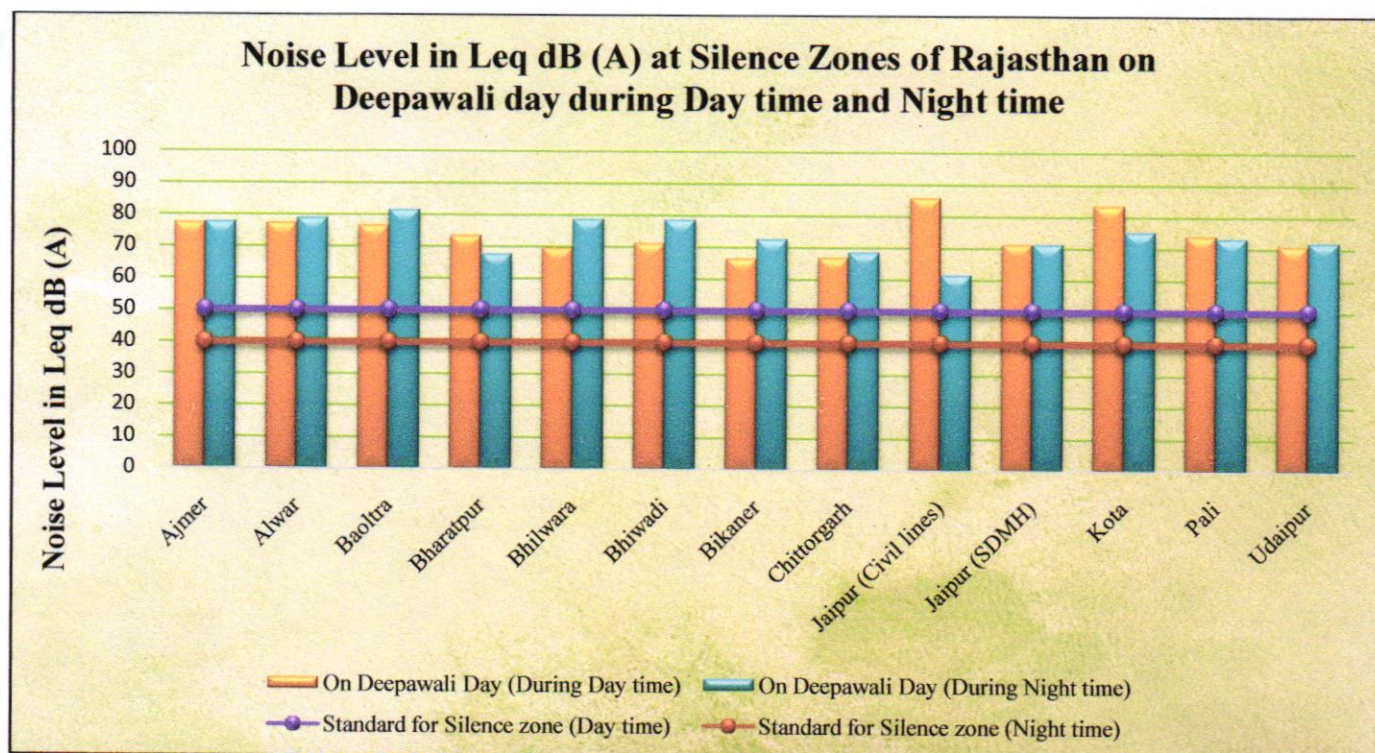
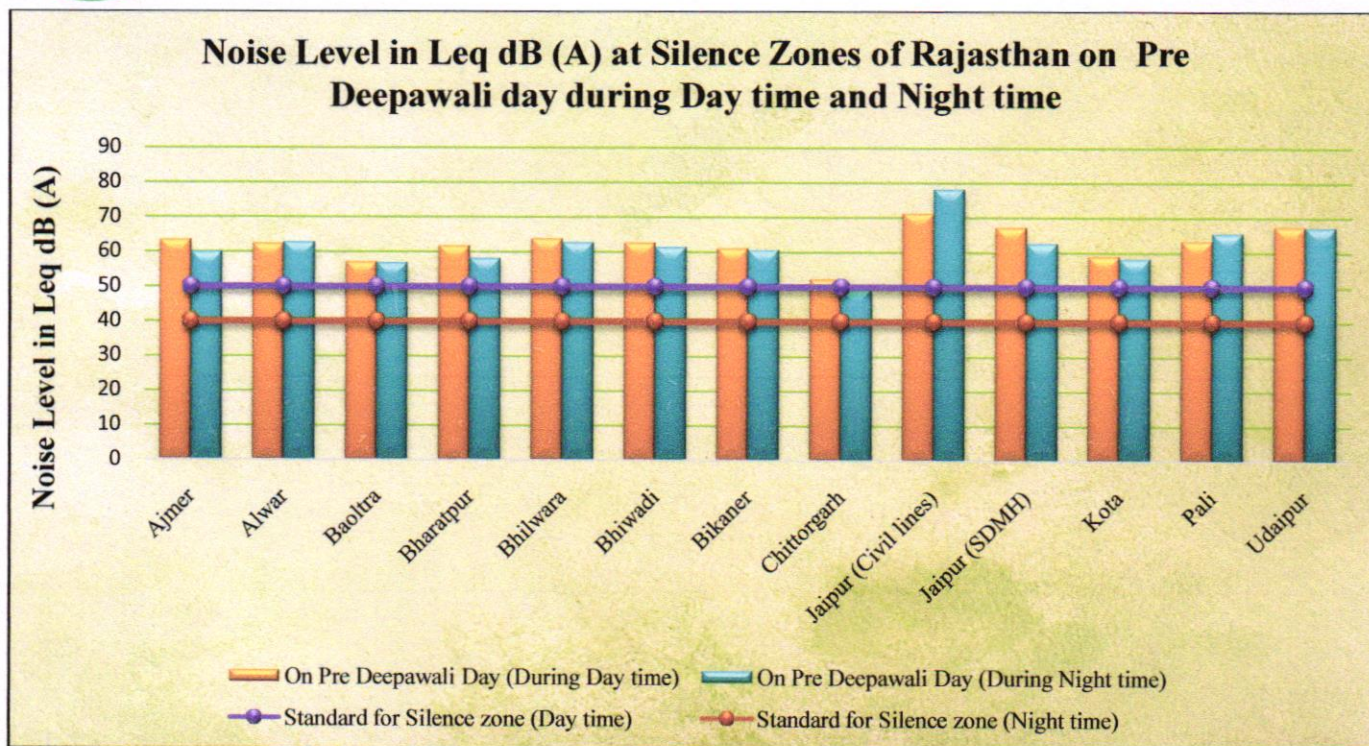
Deepawali Festival Noise Monitoring Report - 2025





Rajasthan State Pollution Control Board

Deepawali Festival Noise Monitoring Report - 2025





Rajasthan State Pollution Control Board

Deepawali Festival Noise Monitoring Report - 2025



Comparative Data of Noise Level Monitoring in Leq dB(A)

S.No.	City Name	Name of Monitoring location	STANDARD LIMITS in dB Leq(A)	Day/ Night Time	2021		2022		2023		2024		2025		Comparison between 2024 & 2025 (%)	
					Pre-Deepawali Day	Deepawali Day	Pre-Deepawali Day	Deepawali Day	Pre-Deepawali Day	Deepawali Day	Pre-Deepawali Day	Deepawali Day	Pre-Deepawali Day	Deepawali Day	Pre-Deepawali Day	Deepawali Day
1	Jaipur	Gandhi Nagar (Residential)	55	Day Time	63.9	68	67.3	76	60.9	72.6	60.9	72.3	60.1	71.8	-1.3	-0.7
			45	Night Time	59.3	69.8	60.2	72.6	52.3	80.8	51.1	83.4	56	80.2	9.6	-3.8
2		Jawahar Nagar (Residential)	55	Day Time	60.8	75.2	64.2	82.3	61.9	76.7	63	77.6	64.8	77.1	2.9	-0.6
			45	Night Time	55.5	78.7	62.1	92	61.7	85.6	57.3	85.7	53.3	84.3	-7.0	-1.6
3		Raja Park (Commercial)	65	Day Time	63.1	71.9	54.8	76.6	60.3	62.4	58.5	82.5	62.3	79	6.5	-4.2
			55	Night Time	64.3	78.4	50.9	81.3	52.9	70.7	57.6	74.1	59.9	84.3	4.0	13.8
4		Mansarovar (Commercial)	65	Day Time	62.4	75.6	65.9	76.3	65.2	72.1	58.8	77.4	71.5	79.3	21.6	2.5
			55	Night Time	58.1	73.8	60.5	77	52.6	72.5	69.1	82.3	65.6	86.3	-5.1	4.9
5		SDM Hospital (Silence)	50	Day Time	65.7	67.4	65.1	67.8	66	71.3	65.8	79.4	67.1	71.3	2.0	-10.2
			40	Night Time	59.7	68.5	60.2	70.9	58.8	67.3	58.2	72.3	62.6	71.3	7.6	-1.4
6		Civil Lines (Silence)	50	Day Time	65.8	75.5	63.8	75.5	64	78.6	65.6	75.3	71.2	85.8	8.5	13.9
			40	Night Time	60.3	76.3	56	84.3	62	74.8	51.3	83.6	78.1	61.5	52.2	-26.4
7		VKIA (Industrial)	75	Day Time	—	—	66.3	69.3	66.8	72.1	64.4	70.9	66.8	72.5	3.7	2.3
			70	Night Time	—	—	63.4	72.3	65.7	72.5	60.8	75.4	64.8	77.6	6.6	2.9



Rajasthan State Pollution Control Board

Deepawali Festival Noise Monitoring Report - 2025



8		Sitapura (Industrial)	75	Day Time	—	—	61.9	63.7	62.9	66.5	61.6	65.2	55.7	60	-9.6	-8.0	
			70	Night Time	—	—	60.6	67.9	55.9	60.6	54.6	64.1	49.9	60.1	-8.6	-6.2	
9	Ajmer	Kutchery Road, Ajmer (Commercial)	65	Day Time	68.85	72.39	71.74	73	69.7	74.4	65.2	69.8	77.7	78.5	19.2	12.5	
			55	Night Time	69.93	76.03	65.88	77.7	64.3	76.4	60.7	73.2	76.1	84	25.4	14.8	
10		Satellite Hospital Adarsh Nagar, Ajmer (Silence Zone)	50	Day Time	56.16	72.72	62.42	75.2	62.9	76	61.1	74.9	63.4	77.4	3.8	3.3	
			40	Night Time	55.12	73.66	63.83	75.9	58.1	79.8	62.6	77.1	60	77.7	-4.2	0.8	
11		Anand puri Dholabhata, Ajmer (Residential Zone)	55	Day Time	64.4	83.8	61.3	75.5	60.7	80.6	77.5	80.8	70.5	88.6	-9.0	9.7	
			45	Night Time	48.9	83	55.5	84.4	58.5	81.4	53.3	88.8	70.4	85.4	32.1	-3.8	
12		Bhilwara	Porwal Hospital, Love Garden Road, R C Vyas Colony, Bhilwara (Silence Zone)	50	Day Time	65.1	71.2	64.6	67.6	63.6	79.3	62.4	68.5	63.7	69.6	2.1	1.6
				40	Night Time	60.7	76	55.8	80.7	58.7	82.9	59.9	74.2	62.7	78.7	4.7	6.1
13			Near C-209, Azad Nagar, Bhilwara (Residential)	55	Day Time	59.7	73.9	56.6	79.3	58.5	78.2	57.4	77.7	57	79.5	-0.7	2.3
				45	Night Time	52.8	75.8	50.7	80.2	47.3	81.9	51.2	78.9	48.9	79.4	-4.5	0.6
14	Near Kumbha Circle, Azad Nagar, Bhilwara (Commercial)		65	Day Time	70.4	74.5	73.2	77.9	71.9	85.1	72.1	85.9	73	84.7	1.2	-1.4	
			55	Night Time	64	75.9	64.4	84.1	65.9	88.6	66.6	85.8	65.6	86.7	-1.5	1.0	
15	Pali		Near M/s Maharaja Shree Umed Mills, Pali (Residential)	55	Day Time	68.6	68.8	53.9	62.9	54.5	64.6	55.5	64.9	55.5	65.6	0.0	1.1
				45	Night Time	57.2	77.9	47.1	67.3	51.4	65.6	51.8	71	55.3	71.1	6.8	0.1
16			Nahar Bus Stand, Near Banguar college, Pali (Commercial)	65	Day Time	64.8	71.5	68	76.3	69	75.7	64.5	76.6	65.9	74.5	2.2	-2.7
				55	Night Time	67.1	73.1	55	81.1	63	95.1	60.5	76.8	53.2	83.4	-12.1	8.6



Rajasthan State Pollution Control Board

Deepawali Festival Noise Monitoring Report - 2025



International Year
of Cooperatives

17		Govt. Bangur Hospital, Pali (Silence)	50	Day Time	72.9	74.5	62.8	73	56.3	76.2	62.7	72.9	63.2	73.9	0.8	1.4	
			40	Night Time	60.6	76.4	57.6	85.1	55	83.7	56.4	74	65.5	73.3	16.1	-0.9	
18	Bikaner	Kanta Khaturia Colony (Residential Zone)	55	Day Time	56.2	74.3	58.3	75.9	58.3	71.4	67.2	77.9	59.8	71.5	-11.0	-8.2	
			45	Night Time	53.1	75.1	56.7	77.9	52.7	76.7	59.5	83.7	51.6	83.8	-13.3	0.1	
19		PBM Hospital (Silence Zone)	50	Day Time	60.4	77.3	68.5	83	64.9	69.7	68.3	70.2	61.1	66.4	-10.5	-5.4	
			40	Night Time	54.5	80.7	61.9	88	69.3	72.9	66.9	72.1	60.6	72.7	-9.4	0.8	
20		Junagarh, Bikaner (Commercial)	65	Day Time	73.3	76.5	70.2	75.3	75.1	0	72.6	76.5	71.2	79.7	-1.9	4.2	
			55	Night Time	69.6	80.6	71.4	75.8	69.3	0	69.8	77.4	67.9	82.2	-2.7	6.2	
21		Jodhpur	Mahamandir, Jodhpur (Residential)	55	Day Time	65.4	76.5	67.7	77.7	65.5	79	58.9	80.3	60.5	80.4	2.7	0.1
				45	Night Time	59	81.5	59.1	80.7	61.6	82.2	52.8	83.8	52.8	83.1	0.0	-0.8
22	Sojati gate- (Commercial)		65	Day Time	63.9	71.2	72	74.7	71.1	76	76.6	82.9	69.6	83.2	-9.1	0.4	
			55	Night Time	58.8	77.4	66.7	78.8	69.4	80.7	68.9	83.9	62.2	83.7	-9.7	-0.2	
23	Shastri Nagar Police Station, Jodhpur (Commercial)		65	Day Time	63.8	75.3	74.7	78.3	64.2	71.7	70.4	79.8	71.5	81.3	1.6	1.9	
			55	Night Time	59.8	78.5	73.4	85.3	61.8	76.3	58.7	81.9	63.6	75.5	8.3	-7.8	
24	Kota		M.B.S. Hospital, Kota (Silence)	50	Day Time	69	75.3	65.1	74.5	73.5	85.3	62	74.1	58.9	83.4	-5.0	12.6
				40	Night Time	69.4	70.8	60.6	69.5	68.4	72.7	64.7	72.7	58.2	75.2	-10.0	3.4
25		Dadawada (Residential)	55	Day Time	49.6	65.1	60.6	71.9	64.5	73.8	53.3	66.3	47.7	70.6	-10.5	6.5	
			45	Night Time	49.5	71.2	52.7	74.7	49	76.1	48	67.2	49.1	75.8	2.3	12.8	



Rajasthan State Pollution Control Board

Deepawali Festival Noise Monitoring Report - 2025



International Year
of Cooperatives

26		Gumanpura (Commercial)	65	Day Time	68.4	81.1	69.6	84.2	73.6	87	70.3	87.7	69.1	79.2	-1.7	-9.7	
			55	Night Time	62.9	75.4	63.9	84.3	68.7	84.4	61.7	83.6	63.2	84.1	2.4	0.6	
27	Udaipur	Near Suraj Pole Gate, Udaipur (Commercial)	65	Day Time	70.3	75.5	70.3	75.8	72	77.1	77.5	82.7	61.3	86.9	-20.9	5.1	
			55	Night Time	64.8	79	71	73.6	65.4	73.5	71.7	78.6	58.6	82.9	-18.3	5.5	
28		M.B. Hospital, Udaipur (Silence)	50	Day Time	69	75.3	68.8	77.4	68.2	81.8	67.5	77.3	67.3	70.9	-0.3	-8.3	
			40	Night Time	69.4	70.8	64.9	72.6	55.2	73	67.4	75.9	67.1	72.1	-0.4	-5.0	
29		Amba Mata Scheme, Udaipur (Residential)	55	Day Time	65.8	79.7	67.7	73.6	71.8	86.6	68.5	77.3	66.5	80.3	-2.9	3.9	
			45	Night Time	55	77.3	65.9	76.2	56.8	84.7	69	69.1	62	81.3	-10.1	17.7	
30		Alwar	Kala Kuan, Alwar (Residential)	55	Day Time	57.4	72.9	61.5	79	57.2	73.3	61.5	80.8	57.2	76.7	-7.0	-5.1
				45	Night Time	47.5	77.3	50.6	71.5	50.1	68.4	56	81.2	52.8	78.8	-5.7	-3.0
31			Hope Circus, Alwar (Commercial)	65	Day Time	74.9	80.8	71.6	86	66	75.6	62.4	74.9	72.4	84.8	16.0	13.2
				55	Night Time	54.4	79.7	62.7	76.3	74.4	75.8	54.4	79.3	66.7	83.9	22.6	5.8
32	General Hospital, Alwar (Silence)		50	Day Time	56.4	68	62.6	70.6	59.5	78	57.8	77.1	62.3	77.3	7.8	0.3	
			40	Night Time	52.2	56.4	56.4	66.3	61.1	65.7	53.9	77.5	62.8	79	16.5	1.9	
33	Bhiwadi		Ashiana Garden Society, Bhiwadi (Residential)	55	Day Time	67.2	77.9	61.7	72.6	66.4	78.1	60.3	82.7	67.9	78.5	12.6	-5.1
				45	Night Time	56.5	69.2	55.9	70.2	51.4	61.9	54.5	81	53.9	82.9	-1.1	2.3
34			Central Market, Bhiwadi (Commercial)	65	Day Time	71	80.7	75.5	81	76.8	88	71.8	85.9	71.9	82.8	0.1	-3.6
				55	Night Time	68.1	81.6	70	75.9	58.2	66.1	71	72.2	74	78	4.2	8.0



Rajasthan State Pollution Control Board

Deepawali Festival Noise Monitoring Report - 2025



International Year
of Cooperatives

35		Star Hospital, Bhiwadi (Silent)	50	Day Time	61.9	75.8	60	75.4	62.2	72.7	61.8	79.4	62.6	71.2	1.3	-10.3
			40	Night Time	53.9	70	57.8	69.2	61.2	68.9	58.7	72.1	61.4	78.6	4.6	9.0
36	Sikar	Near Hotel Fortune Blue, Piprali Road, Sikar (Commercial)	65	Day Time	74.7	75.2	72.5	75	75.1	80.8	76.2	77.6	75.3	80	-1.2	3.1
			55	Night Time	69.9	71.7	67.4	75.6	66.1	83.4	70.8	68.3	69	70.7	-2.5	3.5
37		Shivsinghpura Housing Board, Nawalgarh Road, Sikar (Residential)	55	Day Time	56.6	66.3	57.4	69.1	60.4	68.7	56.6	71.4	52.6	73.3	-7.1	2.7
			45	Night Time	49.7	61.8	48.3	68.9	58.1	62.9	52.6	57.9	48.7	68.5	-7.4	18.3
38	Chittorgarh	Public Park, Chittorgarh (Commercial)	65	Day Time	63.3	73.7	66.9	79.9	64	76.7	64.3	73.1	68.3	77.7	6.2	6.3
			55	Night Time	55.1	77.1	59.5	84.2	68	80.2	60	83.6	68.4	84.7	14.0	1.3
39		District Hospital (Silence zone)	50	Day Time	69.9	68.4	55.1	69.7	51.6	69.8	54	67.8	52.2	66.9	-3.3	-1.3
			40	Night Time	54.3	68.4	50.8	72.3	53.7	69.7	66.4	68.4	49.4	68.6	-25.6	0.3
40		Near Home Guard Office, Kumbha Nagar, Chittorgarh (Residential)	55	Day Time	63.3	73.7	62.2	69.2	63.3	84.5	64.5	84.9	65.7	83.9	1.9	-1.2
			45	Night Time	55.1	77.1	55.4	89.4	56.8	83.7	54.5	84.8	56.2	81.7	3.1	-3.7
41	Bharatpur	RBM Hospital (Silence Zone)	50	Day Time	59.9	66	66.6	70.6	61.5	74.4	66.3	78.2	61.7	73.5	-6.9	-6.0
			40	Night Time	55.9	57.7	52	59.7	63.5	67.3	63.2	66.6	58.2	67.7	-7.9	1.7
42		Khadi Gramoday Samiti, Heeradas (Commercial Area)	65	Day Time	71.6	78.2	70.6	81.8	62.5	78	0	0	0	0	0	0
			55	Night Time	64.5	60.9	67	62.2	58.2	66	0	0	0	0	0	0
43		Regional Office, RSPCB, Bharatpur (Residential)	55	Day Time	59	67.2	59.4	70.2	55.4	66.1	56.2	70	52.4	72	-6.8	2.9
			45	Night Time	56.2	57.3	55	63.3	53.6	57	53	66.3	47	67.2	-11.3	1.4



Rajasthan State Pollution Control Board

Deepawali Festival Noise Monitoring Report - 2025



International Year
of Cooperatives

44	Balotra	Bell Tower, Near 1st Railway Crossing (Commercial)	65	Day Time	74.9	78.3	90.3	78.9	74.1	76.9	77.4	80	66.9	80.1	-13.6	0.1
			55	Night Time	67.8	82.6	67.2	87.1	68.6	76.4	72.5	82	57	83.1	-21.4	1.3
45		Jeetmal Harish Kumar Upper Primary School no. 2 (Silence zone)	50	Day Time	54.6	70	52.6	71.2	60.5	72.9	50.1	83.1	57	76.6	13.8	-7.8
			40	Night Time	52.8	77.9	47.1	76.4	51.9	86.6	45	79.7	56.8	81.6	26.2	2.4
46		RO Office, Balotra (Residential)	55	Day Time	—	—	53.9	62.3	55	55	54.6	59.3	55	66.4	0.7	12.0
			45	Night Time	—	—	46.8	60.7	48	60.2	51.5	62.3	53.3	65.6	3.5	5.3
47	Hanumangarh	Regional office Hanumangarh (Residential)	55	Day Time	57.9	64.4	62.2	88.1	66.5	76.7	69.7	87.9	70.6	77.7	1.3	-11.6
			45	Night Time	41.5	49.5	49.4	89.1	62.3	70.6	65.8	86.7	56.8	75.8	-13.7	-12.6
48	Sirohi	Bus Stand (Commercial Zone)	65	Day Time	68.1	74.9	63.5	64.5	59.1	67.9	70.2	70.2	60.8	71.2	-13.4	1.4
			55	Night Time	59.7	65.6	56.9	65	62.9	74.2	54	75.1	57.6	74.8	6.7	-0.4
49	Sawai Madhopur	Regional Office, RSPCB, Swai Madhopur (Residential)	55	Day Time	59.1	69.1	59	80.2	64.7	67.8	61.1	73	63.6	75.7	4.1	3.7
			45	Night Time	57.6	64.8	51.7	68.5	52	63	50.8	57.4	74.6	70.7	46.9	23.2
50	Rajsamand	J.K. Circle (Residential)	55	Day Time	58.8	70.4	60.5	79.3	53.3	81.5	54.7	81.4	0	84.7	-100.0	4.1
			45	Night Time	55	67.7	59.1	76.3	48	78.3	55.6	52.9	0	88.6	-100.0	67.5
51	Jhunjhunu	Hawai Patti Circle, Near Housing Board, Jhunjhunu (Residential)	55	Day Time	65.5	58.8	59.3	67.4	64.1	71.7	60.7	76.9	73.4	72.1	20.9	-6.2
			45	Night Time	65	54.6	55.5	68.2	60.6	67.9	53.6	70.7	59.5	74.1	11.0	4.8
52	Nagaur	Kumhari darwaza road, Staff Colony, near Manasar Circle, Nagaur (Residential)	55	Day Time	57.5	69.4	70.4	71	60.7	80.8	63	81.2	56.2	72.5	-10.8	-10.7
			45	Night Time	45.5	69.7	61.3	88.2	54.4	97	58.4	79.8	53.5	86.2	-8.4	8.0



Rajasthan State Pollution Control Board

Deepawali Festival Noise Monitoring Report - 2025



International Year
of Cooperatives

53	Bundi	New Colony (Residential Area)	55	Day Time	56.6	81.4	65.7	83.3	60.4	80.8	61.8	80.2	63.1	83	2.1	3.5
			45	Night Time	52.1	85	50.9	70.2	58.7	64.9	49.1	76.1	47.6	82.4	-3.1	8.3
54	Banswara	Housing Board Colony, Nr. Rara Avis Hotel, Pratap Circle (Residential Zone)	55	Day Time	59.6	70.8	55.3	66.3	59.5	73.1	65.6	80	58	85.7	-11.6	7.1
			45	Night Time	56	72.5	51.5	70	56.8	65.5	54.2	55.3	50.4	88.7	-7.0	60.4
55	Jhalawar	Bus Stand, Jhalawar (Commercial)	65	Day Time	69.7	79.5	67.7	76	71.2	89.3	65.6	86.1	64.2	76.7	-2.1	-10.9
			55	Night Time	70.9	48.9	59.7	60	59.5	82.4	59	79.5	56.4	73.7	-4.4	-7.3
56	Jaisalmer	Near collectorate (Commercial)	65	Day Time	65.2	79.3	66.5	72.9	66.4	74.1	67.7	75.6	62.6	78.4	-7.5	3.7
			55	Night Time	51.8	68	53.7	65.3	50.8	70	58.2	85.3	63	80.3	8.2	-5.9



Rajasthan State Pollution Control Board **Deepawali Festival Noise Monitoring Report - 2025**



CONTRIBUTIONS

<u>CHAIRPERSON</u>
DR. RAVI KUMAR SURPUR, IAS
<u>MEMBER SECRETARY</u>
SH. SHARDA PRATAP SINGH, IFS
<u>CHIEF SCIENTIFIC OFFICER</u>
SH. VIKRAM SINGH PARIHAR
<u>SUPERVISION</u>
SMT. SHWETA GUPTA, SSO & GIC (NOISE MONITORING & INSTRUMENTATION)
<u>REPORT PREPARATION & DATA COMPILATION</u>
SMT. SMITA, SO, MISS SALONI MEENA, JSO, MISS SHIKHA JADAUN (YOUNG INTERN)

Monitoring Team	
Designation	Names
Supdt.SO	Smt. Payal Pancholi
SSO	Dr. Aditi Solanki, Sh. K.B. Paliwal, Sh. Bhagchand Yadav, Sh. Shyam Singh
SO	Dr. Vikash Singh, Sh. Surajmal Meena, Sh. Darasingh Shyoran, Miss Aastha Sharma, Sh. Sanjay Kumar Singh, Sh. Anurag Sharma, Smt. Komal Panch, Sh. Sumit Dahiya, Smt. Priyanshi Tiwari, Dr. Bhupendra Kumar Sharma, Sh. Ankit Kumar Sharma, Sh. Ashvini Beniwal, Sh. Ankit Kumar, Sh. Kailash Dan, Miss Veenu Singhal, Smt. Smita, Sh. Pradhuman Singh, Sh. Niranjana Atal, Sh. Surya Pratap Meena, Smt. Kritika Somawat, Miss Shweta Dadheech.
AEE	Sh. Jitendra Singh Meena
JSO	Sh. Lalit Kumar, Sh. Subhash Chander, Sh. Rakesh Kumar Jangir, Sh. Jitendra Saraswat, Sh. Sarthak Tiwari, Sh. Prashant Lakhawat, Miss



Rajasthan State Pollution Control Board **Deepawali Festival Noise Monitoring Report - 2025**



	Prabdeep Kaur, Smt. Ritu Sharma, Miss Alka Sharma, Miss Meenu Choudhary, Dr. Anjali Upadhyay, Sh. Neeraj Khinchi, Sh. Deepak Saini, Smt. Seema Goswami, Miss Kiran Kumari Vaishnav, Sh. Piyush Jain, Miss Neelam Shah, Dr. Harish Parihar, Sh. Narendra Kumar Yadav, Smt. Sakshi Yadav, Sh. Dalpat Singh, Smt. Uma Choudhary, Sh. Arun Prajapat, Sh. Pawan Kumar Sharma, Miss Jaya Panchal, Sh. Rishabh Charan, Sh. Adarsh Malav, Sh. Puneet Kumar, Miss Shikha Meena, Sh. Ramesh Kumar, Miss Akanksha Sharma, Smt. Ritesh Kanwar, Sh. Sanjay Verma, Smt. Anjali Sharma, Sh. Sanjay Kumar Bairwa, Sh. Rahul Basanwal, Sh. Pradeep Kumar, Sh. Mithlesh Kumar Meena, Miss Saloni Meena, Smt. Hariyali Boliwal, Sh. Deepak Jeliya, Sh. Krishan Meena, Sh. Ravi Kumar Meena, Miss Ritu Bhardwaj, Smt. Nirmala Kumari, Miss Gunjan Saini, Sh. Dharmveer Singh
JEE	Miss Shilpa Baheti, Sh. Kanhaiya Lal Kumawat, Sh. Pankaj Sattawan, Sh. Rakesh Meena, Sh. Harsh Roat, Sh. Chirag Sharma
Others	Miss Shikha Jadaun (Young Intern), Sh. Ashok Natwadiya (Young Intern), Sh. Roopendra Mehala (Young Intern), Miss Mantasha Khanam (Young Intern), Miss Akshita Sankhla (Young Intern), Miss Deepali Mathur (Young Intern), Sh. Kaushal Kumar Bhoi (Scientific Assistant), Sh. Shivam Sharma (Scientific Assistant), Sh. Nitin Joshi (Scientific Assistant), Sh. Dilip Sankhla (Scientific Assistant), Sh. Kuldeep Singh (Scientific Assistant), Sh. Hukam Singh (Field Assistant), Sh. Meghraj Meghwal (Field Assistant), Sh. Tulsa Ram (Lab Attendant)

Email: member-secretary@rpcb.nic.in

Contact no. 0141-2716804,
2716800

Help line no. 0141-
2716877

Website:

<https://environment.rajasthan.gov.in/content/environment/en/rajasthan-state-pollution-control-board/EnvironmentalReport/noise-monitoring-report.html>