

CLEAR VACANT INDUSTRIAL PLOTS (84)
RESIDENTIAL PLOTS (64)
COMMERCIAL & OTHER PLOTS (128)

PLOTS UNDER E-AUCTION (22)

GLASS, CERAMIC & ENGINEERED STONE ZONE

JAPANESE ZONE

GHILOTH

SCHEDULE OF INDUSTRIAL PLOTS

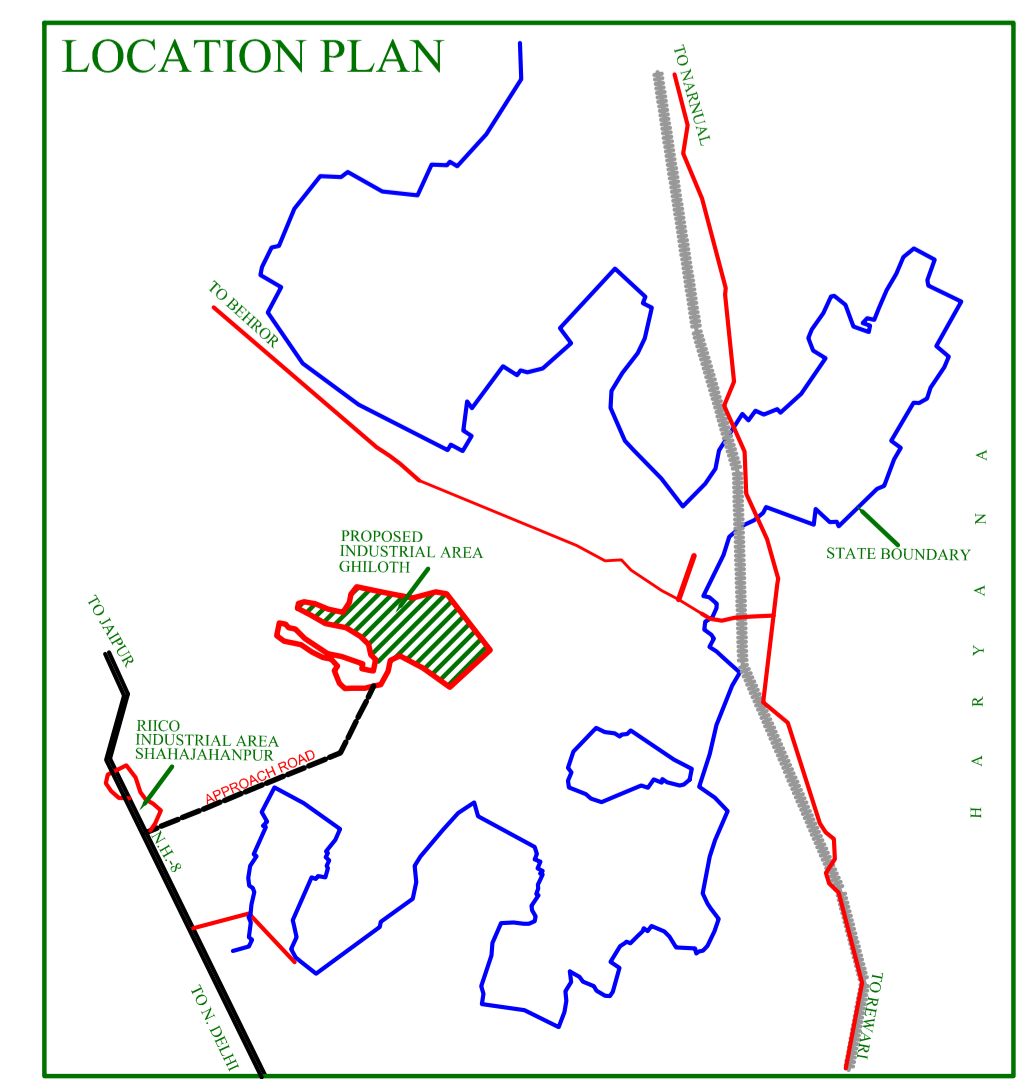
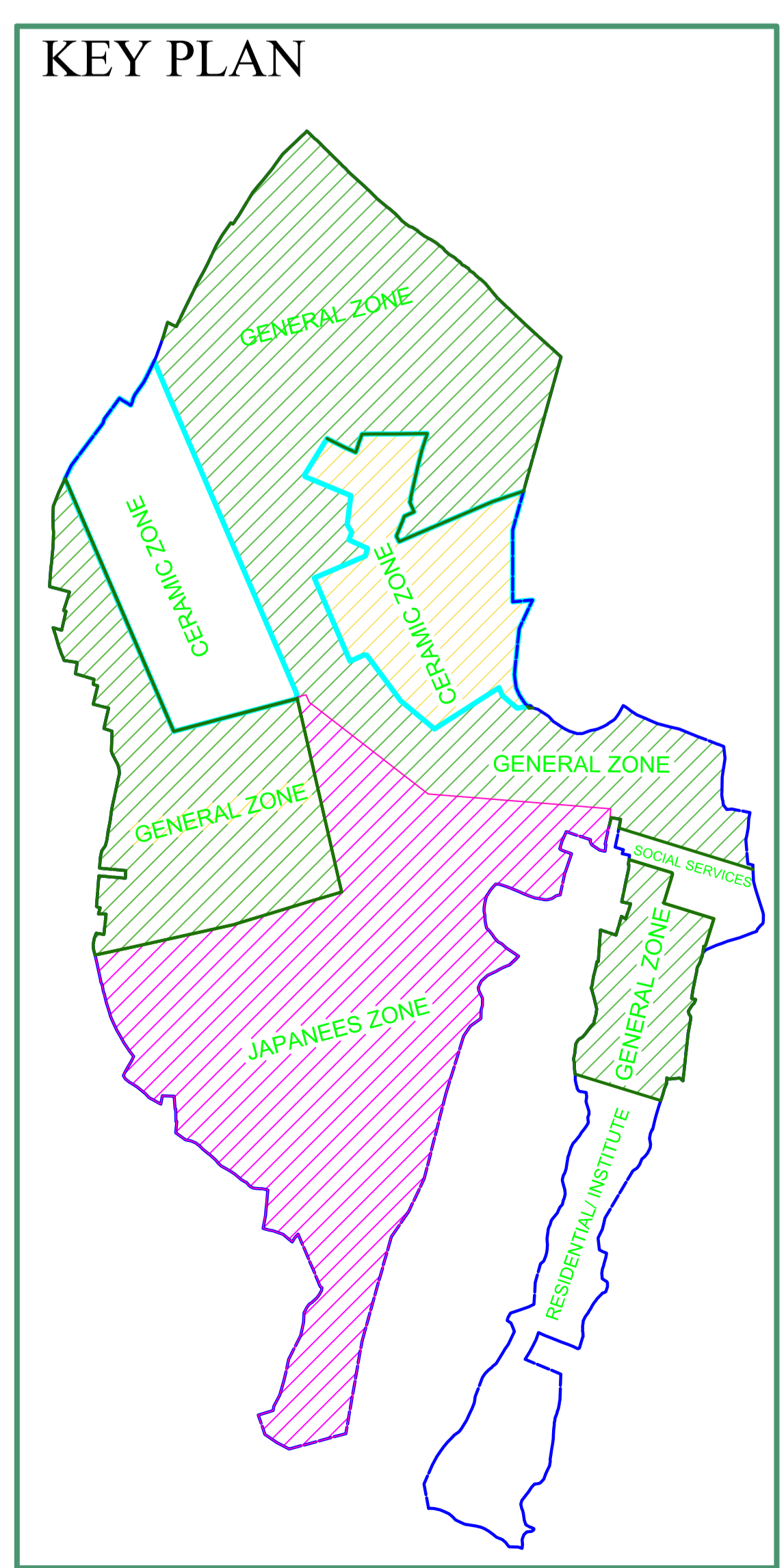
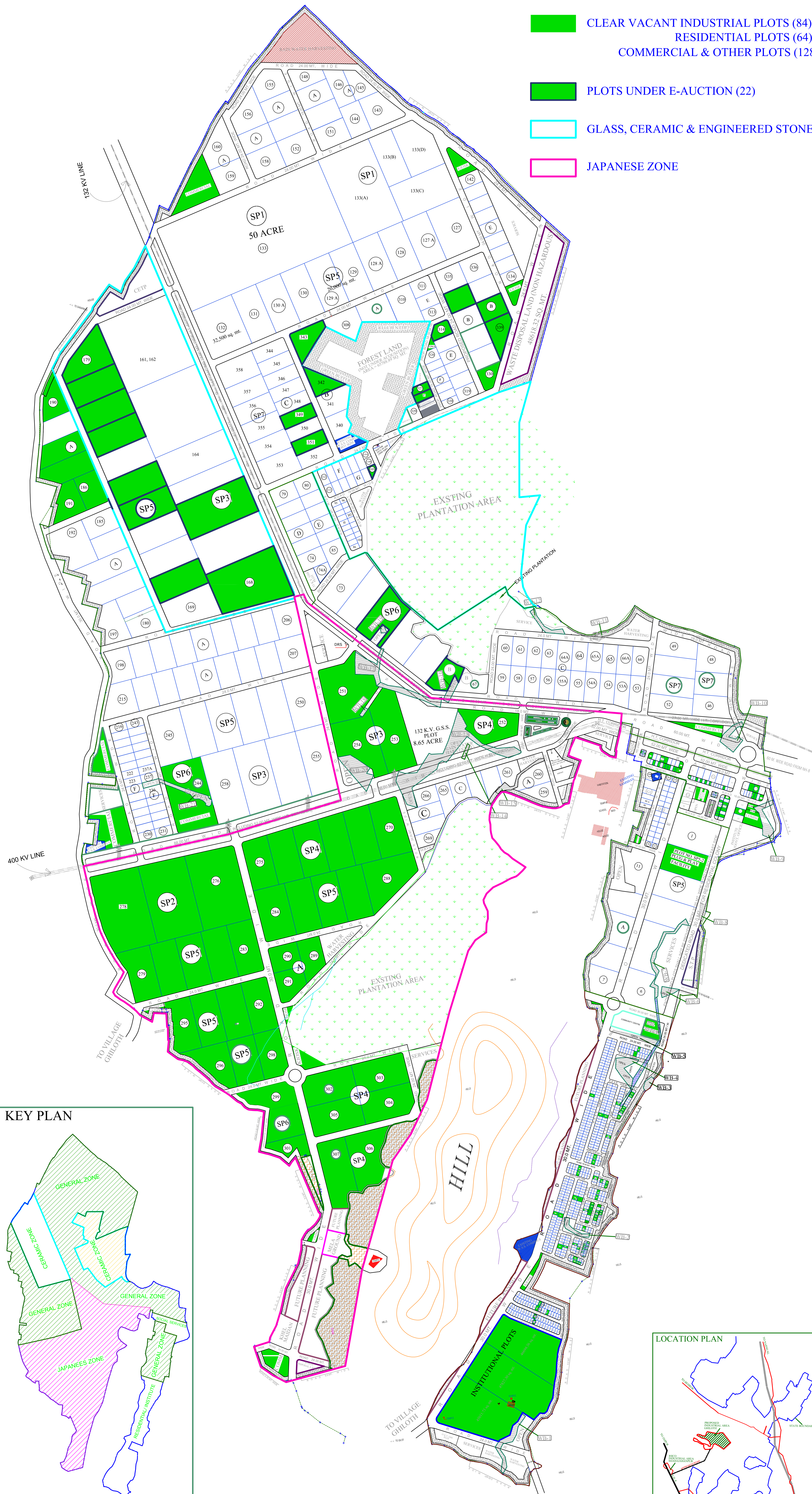
S.NO.	SIZE IN METER	AREA IN SQ. MT.	NOS.	FRONT SETBACK	REAR SETBACK	LEFT SETBACK	RIGHT SETBACK
SP1	AS PER SITE	25 ACRE & ABOVE	02	9.00	9.00	9.00	9.00
SP2	AS PER SITE	13 TO 16 ACRE	06	9.00	9.00	9.00	9.00
SP3	AS PER SITE	7 TO 11 ACRE	15	7.50	4.50	4.50	4.50
SP4	AS PER SITE	5 TO 6 ACRE	13	7.50	4.50	4.50	4.50
SP5	AS PER SITE	4 TO 5 ACRE	50	7.50	4.50	4.50	4.50
SP6	AS PER SITE	3 TO 4 ACRE	09	7.50	4.50	4.50	4.50
SP7	AS PER SITE	2.5 TO 3 ACRE	07	7.50	4.50	4.50	4.50
A	80.00X125.00	10000	62	6.00	4.00	4.00	4.00
B	80.00X100.00	8000	12	6.00	4.00	4.00	4.00
C	AS PER SITE	6000	29	6.00	4.00	4.00	4.00
D	50.00X100.00	5000	06	6.00	4.00	4.00	4.00
E	50.00X80.00	4000	21	6.00	3.00	3.00	3.00
F	30.00X65.00	2000	45	5.00	3.00	3.00	3.00
G	30.00X50.00	1500	07	5.00	3.00	-	2.50
G1	25.00X40.00	1000	05	3.00	3.00	-	1.20
H	20.00X35.00	700	10	3.00	3.00	-	1.20
H1	20.00X25.00	500	37	3.00	3.00	-	1.20
TOTAL NO. OF PLOTS				336			

SCHEDULE OF RESIDENTIAL PLOTS

RA	6.00X10.00	60	20	3.00	-	-	1.50
RB	9.00X12.00	108	27	3.00	-	-	2.50
RC	10.00X15.00	150	36	3.00	-	-	2.50
RD	10.00X20.00	200	447	4.50	-	-	2.50
TOTAL NO. OF PLOTS				530			

SCHEDULE OF COMMERCIAL PLOTS

CA	5.00X10.00	50	18	-	-	-	-
CB	9.00X15.00	135	29	3.00	-	-	2.50
CC	10.00X20.00	200	13	4.50	-	-	2.50
CD	12.00X22.00	264	16	4.50	3.00	-	3.00
CE	15.00X25.00	375	09	6.00	3.00	-	3.00
CF	20.00X30.00	600	07	7.50	3.00	3.00	3.00
CG	25.00X40.00	1000	11	9.00	4.50	4.50	4.50
TOTAL NO. OF PLOTS				103			
SHOPS (5.00X10.00 MT.)				46 REFER ORG. NO. IPH4689 DT. 26.04.82			
SHOPS (3.00X7.50 MT.)				64 REFER ORG. NO. IPH4689 DT. 26.04.86			
SHOPS (3.00X4.50 MT.)				21 REFER ORG. NO. IPH4689 DT. 28.04.86			
TOTAL				131			

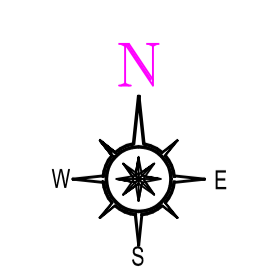


(TENTATIVE LAY OUT PLAN FOR ENVIRONMENTAL CLEARANCE ONLY)

REVISED LAY OUT PLAN OF INDUSTRIAL AREA GHILOTH DISTT. ALWAR.

SCALE : 1 cm = 100.00 mtr. DRG. NO.

DRAUGHTSMAN
 ASST. REGIONAL MANAGER
 SR. DY. GENERAL MANAGER



RIICO